



## **Guidelines for applicants 2020**

***LIFE Environment and Resource Efficiency***

Dear applicants, taking into account the impact of the outbreak of Covid-19 on our society, we understand that the preparation of your application for the 2020 call for proposals might prove to be more challenging this year. Therefore, we have decided to grant you more time than usual to prepare and submit your concept note. Please note that the application deadlines mentioned in this document take into account this additional extension. We trust that the additional time will help you establish your project consortium and gather all the necessary information. Please note that, for the submission of concept notes, no administrative and/or physically signed declarations are requested, the submission is entirely electronic. We are looking forward to receiving your LIFE applications.

\*\*\*

The current guidelines apply to the preparation of concept notes/project proposals to be submitted to the Contracting Authority under the LIFE sub-programme for Environment. They are intended to help the applicant prepare the content of the project proposal.

This document only applies to this call for LIFE project proposals ("LIFE 2020"). Furthermore, these guidelines only concern applications for the following types of "traditional" projects in the priority area *Environment and Resource Efficiency*: "pilot projects" and "demonstration projects". Separate guidance documents are available on the LIFE web page for other components of the LIFE 2020 call.

The document LIFE Orientation Document (also available on the LIFE web page) provides guidance to applicants on how to identify the most suitable LIFE sub-programme and priority area under which they could submit their proposal. This document also discusses the distinctions between LIFE and other EU direct funding programmes.

The current guidelines are part of the call for proposals application package 2020 which also includes the following documents that should be carefully read before submitting a LIFE proposal:

- Guide for the evaluation of LIFE project proposals
- Model LIFE Grant Agreement with Special and General Conditions

Applicants are invited to read the present guidelines in conjunction with the model Grant Agreement that will be published with this call, as well as the financial rules applicable to the general budget of the Union:

[http://ec.europa.eu/budget/biblio/documents/regulations/regulations\\_en.cfm](http://ec.europa.eu/budget/biblio/documents/regulations/regulations_en.cfm)

1. INTRODUCTION TO LIFE .....	5
1.1 WHAT IS LIFE? .....	5
1.2 "TRADITIONAL" PROJECTS .....	6
1.3 ROLE OF PROJECT TOPICS.....	7
1.4 HOW, WHERE AND WHEN TO SUBMIT A PROPOSAL?.....	7
1.5 HOW WILL LIFE PROJECTS BE SELECTED?.....	8
1.6 GENERAL GUIDANCE TO APPLICANTS.....	9
1.6.1 IN WHICH LANGUAGE MAY THE CONCEPT NOTE/FULL PROPOSAL BE SUBMITTED? .....	9
1.6.2 WHO MAY SUBMIT A PROPOSAL?.....	9
1.6.3 WHAT IS THE OPTIMAL BUDGET FOR A LIFE PROJECT? .....	12
1.6.4 WHAT IS THE MAXIMUM RATE OF EU CO-FINANCING UNDER LIFE? .....	12
1.6.5 HOW MUCH SHOULD PROJECT BENEFICIARIES CONTRIBUTE TO THE PROJECT BUDGET? .....	13
1.6.6 WHAT IS THE OPTIMAL STARTING DATE AND DURATION FOR A PROJECT?.....	13
1.6.7 WHERE CAN A LIFE PROJECT TAKE PLACE? .....	14
1.6.8 WHO SHOULD MANAGE A LIFE PROJECT? .....	14
1.6.9 OUTSOURCING OF PROJECT ACTIVITIES .....	14
1.6.10 UNDER WHICH CONDITIONS DOES LIFE FAVOUR TRANSNATIONAL PROJECTS? .....	15
1.6.11 HOW VOLUMINOUS SHOULD A LIFE PROPOSAL BE?.....	15
1.6.12 ONGOING ACTIVITIES.....	15
1.6.13 SUSTAINABILITY OF THE PROJECT AND ITS ACTIONS.....	15
1.6.14 RESEARCH ACTIVITIES AND LARGE INFRASTRUCTURE .....	16
1.6.15 COMPLEMENTARITY WITH OTHER EU FUNDING PROGRAMMES .....	16
1.6.16 PROPOSALS FOLLOWING OR BASED ON PREVIOUS LIFE PROJECTS.....	17
1.6.17 QUANTIFICATION OF ENVIRONMENTAL BENEFITS .....	17
1.6.18 COORDINATION REQUIREMENTS FOR MULTIPLE PROPOSALS AIMED AT THE SAME/SIMILAR ISSUE.....	17
1.6.19 MAY I GIVE FINANCIAL SUPPORT TO THIRD PARTIES AS PART OF A LIFE TRADITIONAL PROJECT? .....	18
1.7 PERSONAL DATA PROTECTION.....	18
2. LIFE ENVIRONMENT AND RESOURCE EFFICIENCY.....	21
2.1 WHAT IS LIFE ENVIRONMENT AND RESOURCE EFFICIENCY?.....	21
2.2 THEMATIC PRIORITIES AND PROJECT TOPICS FOR LIFE ENVIRONMENT AND RESOURCE EFFICIENCY .....	22
2.2.1 THEMATIC PRIORITIES FOR WATER, INCLUDING THE MARINE ENVIRONMENT.....	22
2.2.2 THEMATIC PRIORITIES FOR WASTE.....	25
2.2.3 THEMATIC PRIORITIES FOR RESOURCE EFFICIENCY, INCLUDING SOIL AND FORESTS, AND GREEN AND CIRCULAR ECONOMY .....	27
2.2.4 THEMATIC PRIORITIES FOR ENVIRONMENT AND HEALTH, INCLUDING CHEMICALS AND NOISE .....	30
2.2.5 THEMATIC PRIORITIES FOR AIR QUALITY AND EMISSIONS, INCLUDING URBAN ENVIRONMENT.....	31
2.3 LIFE ENVIRONMENT AND RESOURCE EFFICIENCY PROJECTS .....	34
2.3.1 DOES LIFE FINANCE "CLOSE-TO-MARKET" PROJECTS? .....	34
2.3.2 WHAT OTHER TYPES OF PROJECTS DOES LIFE ENVIRONMENT AND RESOURCE EFFICIENCY FINANCE?....	37
3. HOW TO APPLY .....	41
3.1 STAGE 1 CONCEPT NOTE.....	42
3.1.1 STRUCTURE STAGE 1 .....	43
3.1.2 ADMINISTRATIVE FORMS (A FORMS) .....	44
3.1.3 PROJECT OUTLINE (B FORMS) .....	47
3.1.4 FINANCIAL APPLICATION FORMS .....	48
3.2 STAGE 2 FULL PROPOSAL.....	51
3.2.1 STRUCTURE STAGE 2 .....	52

3.2.2	ADMINISTRATIVE FORMS (A FORMS)	53
3.2.3	PROJECT OUTLINE (B FORMS)	57
3.2.4.	DETAILED TECHNICAL DESCRIPTION OF THE PROPOSED ACTIONS (C FORMS)	61
3.2.5	FINANCIAL APPLICATION FORMS	70
3.3	STAGE 2 REPORTS	79
3.4	STAGE 2 ATTACHMENTS	80
4.	CHECKLIST	81
4.1	STAGE 1 CHECKLIST	81
4.2	STAGE 2 CHECKLIST	81
	ANNEXES	83
	ANNEX 1: CALENDAR OF THE LIFE 2020 EVALUATION AND SELECTION PROCEDURE	83
	ANNEX 2: IMPORTANT LINKS	84
	ANNEX 3: EPROPOSAL TOOL	85

# 1. Introduction to LIFE

## 1.1 What is LIFE?

**LIFE** is the European Programme for the Environment and Climate Action, for the period from 1 January 2014 until 31 December 2020. The legal basis for LIFE is Regulation (EU) No 1293/2013 of the European Parliament and of the Council of 11 December 2013<sup>1</sup> (hereinafter "the LIFE Regulation").

The LIFE Programme is structured in two sub-programmes: the sub-programme for environment and the sub-programme for climate action.

The **sub-programme for environment** covers three priority areas:

- ***LIFE Environment and Resource Efficiency***
- ***LIFE Nature and Biodiversity***
- ***LIFE Environmental Governance and Information***

The thematic priorities for each priority area are further described in Annex III to the LIFE Regulation.

The **sub-programme for climate action** covers three priority areas:

- ***LIFE Climate Change Mitigation***
- ***LIFE Climate Change Adaptation***
- ***LIFE Climate Governance and Information***

The overall financial envelope for the implementation of the LIFE Programme is EUR 3.456.655.000, 75% of which is allocated to the sub-programme for environment (EUR 2.592.491.250).

According to Article 17(4) of the LIFE Regulation, at least 81% of the total budget shall be allocated to projects supported by way of action grants or, where appropriate, financial instruments. The second LIFE Multiannual Work Programme covering the period 2018-2020 foresees a budget of EUR 1.243.817.750 for the sub-programme for environment<sup>2</sup>.

During the period 2014-2020, the Contracting Authority will publish one call for LIFE project proposals per year under the LIFE Regulation.

---

<sup>1</sup> Regulation (EU) No 1293/2013 of the European Parliament and of the Council of 11 December 2013, published in the Official Journal L 347/185 of 20 December 2013

<http://eur-lex.europa.eu/LexUriServ/LexUriServ.do?uri=OJ:L:2013:347:0185:0208:EN:PDF>

<sup>2</sup> Commission Implementing Decision (2018/210/EU) of 12 February 2018 on the adoption of the LIFE multiannual work programme for 2018-2020, OJ L39 of 13.02.2018, p.11-79;

<https://eur-lex.europa.eu/legal-content/EN/TXT/PDF/?uri=CELEX:32018D0210&from=EN>

## 1.2 "Traditional" Projects

Article 2 of the LIFE Regulation defines the various types of projects which may be supported by the LIFE 2014-2020 programme.

These "traditional" types of projects are:

- "pilot projects" means projects that apply a technique or method that has not been applied or tested before, or elsewhere, and that offer potential environmental or climate advantages compared to current best practice and that can subsequently be applied on a larger scale to similar situations;
- "demonstration projects" means projects that put into practice, test, evaluate and disseminate actions, methodologies or approaches that are new or unknown in the specific context of the project, such as the geographical, ecological, socio-economic context, and that could be applied elsewhere in similar circumstances;
- "best practice projects" means projects that apply appropriate, cost-effective, state-of-the-art techniques, methods and approaches taking into account the specific context of the project;
- "information, awareness and dissemination projects" means projects aimed at supporting communication, dissemination of information and awareness raising in the fields of the sub-programmes for Environment and Climate Action.

In order for a project to be considered pilot/demonstrative, the overall character of its core actions must be pilot/demonstrative. Although some best practice actions might be included in the project proposal, the overall approach must clearly have a pilot/demonstrative character and this should be justified in detail in the proposal.

The following table shows which type of project may be submitted to which priority area:

Sub-Programme	Priority Area	Types of Traditional Projects Eligible
Environment	Environment and Resource Efficiency	Demonstration and pilot projects
Environment	Nature and Biodiversity	Best practice, demonstration, and pilot projects
Environment	Environmental Governance and Information	Information, awareness and dissemination projects
Climate Action	Climate Change Mitigation	Best practice, demonstration, and pilot projects
Climate Action	Climate Change Adaptation	Best practice, demonstration, and pilot projects
Climate Action	Climate Governance and Information	Information, awareness and dissemination projects

The amount available for co-financing action grants for all types of "traditional" projects under the Environment sub-programme is indicatively set at EUR 238 440 000

Projects financed by the LIFE Programme under one priority area shall avoid undermining environmental or climate objectives in another priority area and, where possible, promote synergies between different objectives as well as the use of green procurement.

### **1.3 Role of project topics**

The LIFE multiannual work programme for 2018-2020 defines project topics implementing the thematic priorities for the sub-programme for environment listed in Annex III to the LIFE Regulation for pilot, demonstration, best practice and information, awareness and dissemination projects ("traditional" projects). They reflect the priorities on which projects should focus during the relevant period. Eligible proposals that reach or pass the minimum pass scores (see section 5.1.1 of the LIFE multiannual work programme for 2018-2020) and target a relevant project topic will be given priority over projects of comparable quality that do not fall under one of the project topics. See also the *Guide for the evaluation of LIFE project proposals 2020* for further details on scoring of proposals.

### **1.4 How, where and when to submit a proposal?**

Project submission procedure will be organised in two stages:

- Stage 1: Concept note
- Stage 2: Full proposal

#### **Stage 1: Concept Note**

Concept notes should be submitted through the online tool eProposal, available via the LIFE web page. The application tool contains all administrative (A), technical (B) and financial (F) forms required to submit a Concept Note.

For complete details regarding the application forms relevant at Stage 1, please refer to section 3 of this document. For complete details regarding the use of the eProposal tool, please refer to Annex 3 of this document.

Applicants must submit their concept notes to the Contracting Authority via eProposal before **14/07/2020, 16:00 Brussels local time.**

The concept note can be modified, validated and (re)submitted as many times as needed until the deadline. You are recommended to submit your draft(s) regularly during the entire submission period to avoid last minutes issues with your internet connection or other IT related failures. Each subsequent submission overwrites the previously submitted version (earlier versions are not archived and are therefore not available anymore).

## Stage 2: Full proposal

The applicants with the best ranked concept notes will be invited (in 10/2020) to submit a full proposal using the web tool eProposal available via the LIFE web page.

The application tool contains all administrative (A), technical (B and C) and financial (F) forms required, and functionalities to attach relevant documents (maps, photos, diagrams, graphs, mandatory administrative and financial annexes). For complete details regarding the application forms, please refer to section 3 of this document. For complete details regarding the use of the eProposal tool, please refer to Annex 3 of this document.

Applicants invited to submit their full proposals to the Contracting Authority via eProposal will have to do it by the deadline communicated in Stage 2 invitation letter.

**The proposal can be modified, validated and (re)submitted as many times as needed until the Stage 2 submission deadline. You are recommended to submit your draft(s) regularly during the entire submission period to avoid last minutes issues with your internet connection of other IT related failures.** Each subsequent submission overwrites the previously submitted version (earlier versions are not archived and are therefore not available anymore).

For the proposals covered by these guidelines the Contracting Authority is the Executive Agency for Small and Medium-sized Enterprises (EASME).

When preparing the proposal, the applicants may wish to consult the relevant LIFE National Contact Point; the complete list of the names and contact addresses of the national/regional authorities for LIFE in the Member States can be found on the LIFE website at

<https://ec.europa.eu/easme/en/section/life/life-national-contact-points>

### 1.5 How will LIFE projects be selected?

The technical methodology for the project selection procedure and the selection and award criteria are described in section 5 of the LIFE multiannual work programme for 2018-2020. For a detailed description of how this procedure will be implemented, please refer to the '*Guide for the evaluation of LIFE project proposals 2020*'.

**Very important: Please note that the e-mail address specified by the applicant as the contact person's e-mail address in form A2 will be used by the Contracting Authority as the single contact point for all correspondence with the applicant during the evaluation procedure. It should therefore correspond to an e-mail account which is valid, active and checked on a daily basis throughout the duration of the evaluation procedure.**

The earliest possible starting date of projects is defined in Annex 1.



## 1.6 General Guidance to Applicants

The current chapter replies to some frequently asked questions on how to conceive a LIFE project proposal. For specific guidelines, see section 2; for recommendation on how to fill in the technical and financial forms, please refer to section 3 of this document.

### ***1.6.1 In which language may the concept note/full proposal be submitted?***

The concept note must be submitted in English.

As for the full proposal, the Contracting Authority strongly recommends that applicants fill in the technical part and especially the financial part of the proposal in clear English only, although they may also be submitted in any of the official EU languages, except Irish.

Note that the grant agreement, project management, formal reporting, key deliverables and all communication with the Contracting Authority will have to be in English.

The title of the proposal and form B1 ("Summary description of the project") must always be submitted in English. Form B1 may, **in addition**, also be submitted in the language of the proposal.

### ***1.6.2 Who may submit a proposal?***

A proposal may be submitted by any legal person registered in the European Union.

Entities participating in the proposal may fall into three types of beneficiaries: (1) *public bodies*, (2) *private commercial organisations* and (3) *private non-commercial organisations* (including NGOs).

The term "public bodies" is defined as referring to national public authorities, regardless of their form of organisation – central, regional or local structure – or the various bodies under their control, provided these operate on behalf of and under the responsibility of the national public authority concerned. In the case of entities registered as private law bodies wishing to be considered for the purpose of this call as equivalent to "public law bodies", they should provide evidence proving that they comply with all criteria applicable to bodies governed by public law and, in the event the organisation stops its activities, its rights and obligations, liability and debts will be transferred to a public body. For a complete definition, please refer to the annex "Public body declaration", which must be completed by all beneficiaries that wish to be considered and treated as a 'public body'. The only exception concerns those central (e.g. Ministry) and local administrations (e.g. Provinces, Municipalities, Regions etc.) whose nature of 'public body' is clear.

Please note that so called 'Sole traders' (i.e. entities owned and run by one individual and where there is no legal distinction between the owner and the business) are considered natural persons and are therefore not eligible to participate as beneficiary or affiliate in this call.

Please refer to the '*Guide for the evaluation of LIFE project proposals 2020 of Environment Sub-programme*' for full details regarding the compulsory administrative documents which are required with the proposal depending on the legal status of the coordinating beneficiary.

Once a proposal has been accepted for co-funding, the applicant will become the **coordinating beneficiary** who is responsible for ensuring the implementation of the project. The coordinating beneficiary will be the single point of contact for the Contracting Authority and will be the only beneficiary to report directly to the Contracting Authority on the project's technical and financial progress.

The coordinating beneficiary receives the EU financial contribution from the Contracting Authority and ensures its distribution as specified in the partnership agreements established with the associated beneficiaries (if there are any – see below). The coordinating beneficiary must be directly involved in the technical implementation of the project and in the dissemination of the project results.

The coordinating beneficiary must bear part of the project costs and must thus contribute financially to the project budget. It cannot therefore be reimbursed for 100% of the costs that it incurs.

The coordinating beneficiary must show its legal status (by completing application form A2) confirming legal registration in the EU.

In addition to the coordinating beneficiary, a LIFE proposal may also involve one or more associated beneficiaries and/or one or more project co-financiers.

**The associated beneficiary** must always contribute technically and financially to the proposal and hence be responsible for the implementation of one or several project actions. Furthermore, it must provide the coordinator beneficiary with all the necessary documents required for the fulfilment of its reporting obligations to the Contracting Authority.

There is no pre-defined number of associated beneficiaries to be involved in a LIFE proposal. A proposal that is submitted without any participant other than the coordinating beneficiary itself is eligible. On the other hand, a beneficiary should not hesitate to associate other beneficiaries, if this would bring an added value to the project, such as when the partnership strengthens the feasibility or the demonstration character of the proposal, its European added value, its impact and/or the transfer of its results and lessons learnt.

Public undertakings whose capital is publicly owned and which are considered an instrument or a technical service of a public administration, and which are subject to the public administration's control, but are in effect separate legal entities, must become beneficiaries if a public administration intends to entrust the implementation of certain project actions to these undertakings<sup>3</sup>.

Exceptionally, an associated beneficiary may be legally registered outside the European Union if the actions outside the EU it is responsible for are (the coordinating beneficiary of the project shall in any case be based in the EU) necessary to achieve EU environmental objectives and to ensure the effectiveness of interventions carried out in the Member State territories to which the Treaties apply. In other words, the participation of an entity established outside the EU that will only contribute with the know-how or will collaborate to implement actions in the EU will not be considered as sufficient.

---

<sup>3</sup> This is the case for example in Spain for "empresas públicas" such as TRAGSA, or EGMASA and in Greece for regional development agencies

All associated beneficiaries must show their legal status (by completing application form A5), and provide full information on the Member State or third country in which they are registered. In addition all beneficiaries whether registered or not in the EU must declare that they are not in any of the situations foreseen under art. 136(1), 136(4) and 141 of the EU Financial Regulation<sup>4</sup> (by signing the application form A3 or A4 – see instructions in section 3 of this document).

For private beneficiaries, the Contracting Authority may accept that **affiliated entities to a beneficiary** participate in a project as long as all conditions listed in the Model Grant Agreement and its Annex X (Financial and Administrative Guidelines) are fulfilled. However, the association of entities as affiliates may complicate the project structure and thus have a negative impact on the technical and financial coherence of the project. It is therefore entirely in the Contracting Authority's administrative discretion to accept affiliates, and in no case will affiliated entities be accepted for public beneficiaries or entities that do not comply with the description of affiliated entities hereafter.

Affiliated entities need to comply with the eligibility and exclusion criteria applying to applicants and should have a structural link with the beneficiary concerned (i.e. a legal or capital link) that is neither limited to the project nor established for the sole purpose of the project implementation (so the link would exist independently of the award of the grant; it should exist before the call for proposals and remain valid after the end of the project).

As affiliated entities could be accepted those directly controlled by the beneficiary (i.e. daughter companies or first-tier subsidiaries), entities controlling the beneficiary (mother company) OR in case of Memberships, the beneficiary has to be legally defined as a network, federation, association in which the proposed affiliated entities participate. However, if several beneficiaries want to work with the same 'affiliate', the 'affiliate' should be proposed as 'beneficiary' instead.

If you consider using young volunteers for specific actions, please consider applying for the European Solidarity Corps calls. The European Solidarity Corps (ESC) is conceived to offer young people between 18 and 30 in Europe the chance to support a non-governmental organisation (NGO), local authority or private company active in addressing challenging situations across the European Union. For further information: [https://europa.eu/youth/solidarity/organisation\\_info\\_en](https://europa.eu/youth/solidarity/organisation_info_en)

A **project co-financier** only contributes to the project with financial resources, has no technical responsibilities, and cannot benefit from the EU financial contribution. Furthermore, it cannot act, in the context of the project, as a sub-contractor to any of the project's beneficiaries.

For specific tasks of a fixed duration, a proposal may foresee the use of **sub-contractors**. Sub-contractors provide external services to the project beneficiaries who fully pay for the services provided. Beneficiaries (including their affiliated entities) may not act as sub-

---

<sup>4</sup> Regulation (EU, Euratom) 2018/1046 of the European Parliament and of the Council of 18 July 2018 on the financial rules applicable to the general budget of the Union, amending Regulations (EU) No 1296/2013, (EU) No 1301/2013, (EU) No 1303/2013, (EU) No 1304/2013, (EU) No 1309/2013, (EU) No 1316/2013, (EU) No 223/2014, (EU) No 283/2014, and Decision No 541/2014/EU and repealing Regulation (EU, Euratom) No 966/2012, OJ L 193, 30.7.2018, p. 1

contractors. Sub-contractors should normally not be identified by name in the proposal; if they are, the General Conditions of the Model LIFE Grant Agreement must still be respected.

For a more detailed description of the respective rules related to the coordinating beneficiary, associated beneficiaries, affiliates, co-financiers and sub-contractors, please refer to the General Conditions of the Model LIFE Grant Agreement.

For UK applicants:

Please be aware that following the entry into force of the EU-UK Withdrawal Agreement\* on 1 February 2020 and in particular Articles 127(6), 137 and 138, the references to legal persons established in a Member State of the European Union are to be understood as including legal persons established in the United Kingdom.

UK legal persons are therefore eligible to participate under this call.

\*Agreement on the withdrawal of the United Kingdom of Great Britain and Northern Ireland from the European Union and the European Atomic Energy Community.

### ***1.6.3 What is the optimal budget for a LIFE project?***

There is no fixed minimum size for project budgets. While large ambitious projects (i.e. over 5,000,000 Euro total costs) have been financed several times in the past, small projects (i.e. below 500,000 Euro total costs) have seldom succeeded due to the limited output and consequently the low added value.

### ***1.6.4 What is the maximum rate of EU co-financing under LIFE?***

For the duration of the second LIFE multiannual work programme for 2018-2020, the maximum EU co-financing rate for "traditional" LIFE projects is 55% of the total eligible project costs. An exception is made for "traditional" LIFE projects in the priority area Nature and Biodiversity, under the sub-programme Environment for which the EU co-funding rate can go up to 60%, or 75% in specific cases.<sup>5</sup>

---

<sup>5</sup> This higher co-financing rate of 75% will only be applied to projects allocating 50% or more of the total estimated cost for concrete conservation actions to activities directly benefitting **priority** habitats or species of the Birds and Habitats Directives, when actions in the project are necessary to achieve the conservation objective.

The payment schedule foreseen is the following:

	1st pre-financing (might be subject to the receipt of a financial guarantee)	Further pre-financing(s)	Final payment
No Mid-term report (for projects with a duration of 24 months or less and where the Union contribution is less than or equal to EUR 300,000)	70%	0%	max. 30%
One Mid-term report (for projects with a duration exceeding 24 months or where the Union contribution exceeds EUR 300,000)	30%	40%	max. 30%
Two Mid-term reports (Upon request of the coordinating beneficiary and only in case of projects with a duration of 48 months and where the Union contribution exceeds EUR 4,000,000)	30%	20%	max. 30%

### **1.6.5 How much should project beneficiaries contribute to the project budget?**

The coordinating beneficiary and any associated beneficiaries are expected to provide a reasonable financial contribution to the project budget. A beneficiary's financial contribution is considered as a proof of its commitment to the implementation of the project objectives – a very low financial contribution may therefore be considered as an absence or lack of commitment.

A proposal cannot be submitted if the financial contribution of any of the beneficiaries to the proposal budget is EUR 0.

Moreover, where public bodies are involved as coordinating and/or associated beneficiaries in a project, the sum of their financial contributions to the project budget must exceed (by at least 2%) the sum of the salary costs charged to the project for personnel who are not considered 'additional'. For details, please refer to section 3.4 of this document.

### **1.6.6 What is the optimal starting date and duration for a project?**

When preparing the project's time planning, beneficiaries should be aware of the expected date of the signature of the grant agreements for the LIFE 2020 projects as indicated in Annex 1. The earliest possible starting date is also defined in Annex 1. Any costs incurred before the project's starting date will not be considered eligible and cannot be included in the project budget. There is no pre-determined project duration for a LIFE project. Generally speaking, the project duration must correspond to what is necessary to complete all of the project's actions and to reach all its objectives. On average projects last for 3–5 years.

Only under exceptional circumstances, the Contracting Authority may decide to grant an extension of the project duration. The experience of the previous LIFE Programmes has shown that many projects had difficulties completing all actions within the proposed project duration, mostly due to unforeseen delays and difficulties encountered during the project. Beneficiaries are therefore strongly advised to build an appropriate safety margin (e.g. 6 months) into the timetable of their proposal.

Beneficiaries should also be aware that a project that has completed all of its actions prior to the expected end date can submit its final report ahead of schedule and receive its final payment before the official project end date mentioned in the grant agreement.

### **1.6.7 Where can a LIFE project take place?**

LIFE projects shall take place in the territory of the European Union Member States. The LIFE Programme may also finance activities outside the EU and in overseas countries and territories<sup>6</sup> (OCTs), provided that the coordinating beneficiary is based in the EU, and strong evidence is provided that the activities to be carried out outside the EU are necessary to achieve EU environmental objectives and to ensure the effectiveness of interventions carried out in the Member State territories to which the Treaties apply (e.g. actions aimed at the conservation of migratory birds in wintering areas or actions implemented on a trans boundary river). Please note that this is clearly an exception as normally actions should be carried out in the EU. However, when the problem at stake cannot be addressed successfully or efficiently unless actions are carried out also in non-EU countries, this will be possible. Qualitative and quantitative evidence to justify the need for those actions outside the EU must be given in the description of each of these actions in the relevant forms.

### **1.6.8 Who should manage a LIFE project?**

It is expected that the project management is carried out by the staff of the coordinating beneficiary. However, on the basis of an appropriate justification it may be carried out by an associated beneficiary or by sub-contractor under the coordinating beneficiary's direct control. Very often a proper project management implies the involvement of a full-time project manager for a smooth coordination and implementation of the project.

The proposal should clearly describe who will be in charge of the project management, how much personnel and time will be devoted to this task and how and by whom decisions on the project will be made during the project period (i.e. how and by whom the project management will be controlled).

### **1.6.9 Outsourcing of project activities**

The beneficiaries should have the technical and financial capacity and competency to carry out the proposed project activities. It is therefore expected that the share of the project budget allocated to external assistance should remain below 35%. Higher shares may only be accepted if an adequate justification for this is provided in the project proposal.

The General Conditions of the Model LIFE Grant Agreement must be respected for any external assistance.

In line with Article 19(3) of the Regulation, beneficiaries (public and private) are strongly advised to use "green" procurement. The European Commission has established a toolkit for this purpose. More information can be found at [http://ec.europa.eu/environment/gpp/toolkit\\_en.htm](http://ec.europa.eu/environment/gpp/toolkit_en.htm)

---

<sup>6</sup> in accordance with Article 6 of the LIFE Regulation and Decision 2001/822/EC (the Overseas Association Decision)

### ***1.6.10 Under which conditions does LIFE favour transnational projects?***

The LIFE Regulation indicates that, while selecting the projects to be co-funded, the Contracting Authority shall have special regard to transnational projects, when transnational cooperation is essential to guarantee environmental or nature protection. On the basis of award criterion 6, additional points will be given to a proposal if there is sufficient evidence for an added value of the transnational approach. If such evidence can be provided, the proposal will be considered for a higher scoring in the project selection process and will therefore have a higher chance of being selected for co-funding.

N.B. The meaning of "transnational" as foreseen in the LIFE Regulation only covers cooperation among Member States as well as cooperation among Member States and third countries participating in the LIFE Programme under article 5 of the LIFE Regulation. Activities outside the Union or in overseas countries and territories, while possible as foreseen under article 6 of the LIFE Regulation, will not entail additional points under award criterion 6.

### ***1.6.11 How voluminous should a LIFE proposal be?***

A proposal should be as concise and clear as possible. Applicants should avoid voluminous proposals and should not provide excessively detailed descriptions of project areas, environmental technologies, lists of species, etc.

Clear and detailed descriptions should, however, be provided for all project actions. Maps should be annexed wherever this would be useful to clarify the location of the proposed actions (note that they are obligatory in some cases).

Brochures, CVs and similar documents should not be submitted and will be ignored if provided.

### ***1.6.12 Ongoing activities***

Actions already ongoing before the start of the project are not eligible.

Where actions to be undertaken in the project are significantly different from previous or ongoing activities in terms of frequency or intensity they are not considered ongoing. The applicant must provide adequate information in the proposal that allows to assess this aspect.

Exceptionally, in case of actions that were undertaken and completed in the past and that are proposed to be repeated at a similar frequency or intensity during the project, the applicant must provide evidence that such actions would not have been carried out in the absence of the LIFE project.

### ***1.6.13 Sustainability of the project and its actions***

LIFE projects represent a considerable investment, and the European Union attaches great importance to the long term sustainability of these investments. The sustainability of the project results in the medium and long term is understood as the capacity to maintain them after project implementation, be it by continuation, by replication or by transfer. It is obligatory that throughout the duration of the project, the beneficiaries consider how these investments will be secured, maintained, developed and made use of or replicated/transferred during or

after the end of the project. Successful continuation, replication and/or transfer require a strategy including tasks to multiply the impacts of the projects' solutions and mobilise a wider uptake, reaching a critical mass during the project and/or in a short and medium term perspective after the end of the LIFE project. This goes beyond transfer of knowledge and networking, and involves putting the solutions developed and/or applied in the project into practice beyond the project period, elsewhere or for a different purpose.

#### **1.6.14 Research activities and large infrastructure**

Whereas EU funding for research activities is provided under Horizon 2020 – the Framework Programme for Research and Innovation (2014–2020)<sup>7</sup>-, limited research aimed to improve and enhance the knowledge data underpinning the project may be carried out within a LIFE project. Research must be strictly limited and intrinsically related to the project's objectives and the applicant shall explain in detail how the proper implementation of the project relies on these research activities, showing that the existing scientific basis is insufficient, and how the additional knowledge will be used to implement the project actions. In such a case, scientific publications are considered important deliverables of the project.

Projects dedicated to the construction of large infrastructure do not fall within the scope of the LIFE Programme and are therefore not eligible. A project is considered to be dedicated to the construction of large infrastructure if the actual cost<sup>8</sup> of a "single item of infrastructure" exceeds € 500,000. A "single item of infrastructure" means all elements as described in form F4a that are physically bound to ensure the functionality of the infrastructural investment (e.g. for an eco-duct the bridge, barriers, signposting, etc.). Such amount may be exceptionally exceeded if full technical justification is provided in the proposal, demonstrating the necessity of the infrastructure for ensuring an effective contribution to the objectives of Articles 10, 11 or 12 of the LIFE Regulation.

#### **1.6.15 Complementarity with other EU funding programmes**

According to Article 8 of the LIFE Regulation, activities supported from the LIFE Programme must ensure consistency and synergies, and avoid overlap with other funding programmes of the Union. In particular, the Contracting Authority and the Member States must ensure coordination with the European Regional Development Fund, the European Social Fund, the Cohesion Fund, the European Agricultural Fund for Rural Development, the European Maritime and Fisheries Fund and Horizon 2020.

It is thus essential that, prior to submitting their proposal to the Contracting Authority, beneficiaries check thoroughly whether the actions proposed under their project **in practice could be, or are, funded** through other EU funds.

The beneficiaries must inform the Contracting Authority about any related funding they have received from the EU budget, as well as any related ongoing applications for funding from the EU budget. The beneficiaries must also check that they are not receiving on-going operating grants from LIFE (or other EU programmes) that could lead to double financing.

---

<sup>7</sup> Regulation (EU) No 1290/2013 of the European Parliament and of the Council of 11 December 2013 laying down the rules for participation and dissemination in "Horizon 2020 - the Framework Programme for Research and Innovation (2014-2020)" and repealing Regulation (EC) No 1906/2006 (OJ L 347, 20.12.2013, p. 81).

<sup>8</sup> Actual cost: Full cost of the infrastructure without applying any depreciation.



**Failure to signal this in the appropriate form A7 might lead to rejection of the proposal.**

**Please note that this is an area of growing concern, evidence shows that an increasing number of similar or same proposals are submitted to various programmes. Increasingly severe checks and cross-checks are carried out by the contracting authority. Failure to declare that the same or a similar proposal has been submitted to another programme (or worst, already even partly financed) may have serious consequences.**

In addition, at the project revision stage, the national authority may also be required to indicate the steps taken to ensure the coordination and complementarity of LIFE funding with other EU funding programmes.

On the contrary, projects that show synergies with EU policies different than those covered by the LIFE programme and with other EU funding mechanisms, will receive bonus points in the evaluation phase (Award criterion 6) depending on the extent and quality of such synergies. An example of such synergies could be a project aimed at improving waste management that simultaneously increases social integration.

#### ***1.6.16 Proposals following or based on previous LIFE projects***

If the applicant is proposing a continuation of a previous LIFE project, he should clearly describe in form A7 why a further project phase is needed and how this will complement the results achieved with the previous project. The applicant should also explain when discussing sustainability (form B6), how a further continuation would be ensured with resources other than the LIFE programme. Last, but not least, in the description of every key action (C-forms) the applicant should provide precise information on how this action builds upon and complements the similar action carried out in the previous project phase.

Applicants should also show that they have taken into consideration other LIFE projects financed that addressed a similar issue. They will need to explain how their proposal builds upon or differs from the others and how it will coordinate with them if those projects are still ongoing.

During the evaluation process these aspects will be carefully checked. Failure to provide full details on these aspects will have a negative impact on the final score.

#### ***1.6.17 Quantification of environmental benefits***

The improved performances/advantages introduced by the proposed solution must be quantified in terms of the expected environmental benefits. They must be concrete, realistic and quantified as far as possible and must be presented in a life-cycle reasoning where relevant. This must be done by clearly comparing them to the state-of-play estimated or measured at the outset of the project. In this regard as far as the full proposal is concerned, consistency shall be ensured between environmental benefits described in the relevant forms and values reported in the table on LIFE Key project level indicators .

#### ***1.6.18 Coordination requirements for multiple proposals aimed at the same/similar issue***

Evidence shows that an increasing number of proposals aimed at the same or at a similar issue are submitted, often in the same Member State without a clear rational and

coordination mechanism. This happens more frequently in the Nature and Biodiversity priority area.

**To avoid such situations applicants are strongly encouraged to consult with National Contact Points ( <https://ec.europa.eu/easme/en/section/life/life-national-contact-points>) to check whether the topic they are addressing is being addressed also by other applicants. If this is the case, applicants are encouraged to seek cooperation to avoid possible overlaps and increase synergies.**

### **1.6.19 May I give financial support to third parties as part of a LIFE traditional project?**

Under specific conditions laid down in the Grant Agreement, beneficiaries may provide financial support to third parties in order to assist entities outside the project partnership (e.g. non-profit organisations, local authorities or citizens groups) in the implementation or development of local initiatives that will contribute to the project's objectives.

Applicants should explain clearly why they wish to provide financial support to third parties, how they will manage the process and provide a list of the different types of activities for which a third party may receive financial support. The proposal must also clearly describe the results to be obtained.

These costs are eligible only if:

- a) This type of support is foreseen in the proposal, described and justified as requested above;
- b) The criteria for allocation and financial support are transparent, non-discriminatory and clearly documented;
- c) The support is provided to legal entities and regulated by specific contracts;
- d) The maximum amount allocated to any third party involved may not exceed EUR 20,000 and the total amount of such costs overall may not exceed EUR 100,000 during the lifetime of the project.

## **1.7 Personal Data Protection**

The personal data supplied with your proposal, notably the name, address and other contact information of the beneficiaries and co-financiers, will be placed in a database named ESAP that will be made available to the EU Institutions and agencies, as well as to a team of external evaluators who are bound by a confidentiality agreement. ESAP is used exclusively to manage the evaluation of LIFE proposals.

The same personal data of successful projects will be transferred to another database called BUTLER, which will be made available to the EU Institutions and agencies and to an external monitoring team who are bound by a confidentiality agreement. BUTLER is used exclusively to manage LIFE projects.

A summary of each project, including the name and contact information of the coordinating beneficiary, will be placed on the LIFE website and made available to the general public. At a certain point the coordinating beneficiary will be invited to check the accuracy of this summary.

The list of successful beneficiaries and the relative amounts awarded to the projects selected will also be published in a public database called the Financial Transparency System<sup>9</sup>.

The Contracting Authority, or its contractors, may also use the personal data of unsuccessful applicants for follow up actions in connection with future applications.

Throughout this process, data will be processed pursuant to Regulation (EC) No 2018/1725 on the protection of natural persons with regard to the processing of personal data by the EU institutions, bodies, offices and agencies. Unless indicated otherwise, the questions and any personal data requested, which are required to evaluate the application in accordance with the specifications of the call for proposal, will be processed solely for that purpose by the Head of Unit LIFE and CIP Eco-innovation of EASME.

---

<sup>9</sup> [Financial Transparency System \(FTS\) - European Commission](#)

Details concerning the processing of personal data are available on the privacy statement at:  
<https://ec.europa.eu/easme/sites/easme-site/files/privacy-statement-calls-easme.pdf>

Personal data may be registered in the Early Detection and Exclusion System by the EASME, should the beneficiary be in one of the situations mentioned in Articles 136 and 141 of Regulation (EU, Euratom) 2018/1046<sup>[1]</sup> For more information see the Privacy Statement on:

<https://ec.europa.eu/easme/sites/easme-site/files/privacy-statement-calls-easme.pdf>

Submission of a proposal implies that you accept that the personal data contained in your proposal is made available as described above. It will not be used in any other way or for any other purposes than those described above.

---

<sup>[1]</sup><https://eur-lex.europa.eu/legal-content/EN/TXT/?uri=CELEX%3A32018R1046>

## 2. LIFE Environment and Resource Efficiency

### 2.1 What is LIFE Environment and Resource Efficiency?

These guidelines concern uniquely *LIFE Environment and Resource Efficiency*.

*LIFE Environment and Resource Efficiency* aims specifically at contributing to the implementation, updating and development of European Union environmental policy and legislation, including the integration of the environment into other policies, thereby contributing to sustainable development. Furthermore, actions financed must have a European added value and be complementary to those actions that can be financed under other European Union funds during the period 2014-20.

The priority area *Environment and Resource Efficiency* focuses on:

- developing, testing and demonstrating policy or management approaches, best practices and solutions to environmental challenges, and in support of resource efficiency-related policy and legislation, including the Roadmap to a Resource Efficient Europe.
- improving the knowledge base for the development, implementation, assessment, monitoring and evaluation of Union environmental policy and legislation, and for the assessment and monitoring of the factors, pressures and responses that impact on the environment within and outside the Union.

Annex III of the LIFE Regulation describes the thematic priorities for each of the following five sectors:

- **Thematic priorities for Water, including the marine environment**
- **Thematic priorities for Waste**
- **Thematic priorities for Resource Efficiency, including soil and forests, and green and circular economy**
- **Thematic priorities for Environment and Health, including chemicals and noise**
- **Thematic priorities for Air quality and emissions, including urban environment**

*LIFE Environment and Resource Efficiency* support will be allocated to the best proposals in terms of innovative solutions for important environmental issues, leading to viable as well as qualitatively and quantitatively measurable concrete results. Proposals must be highly visible and technically and financially sound. They should incorporate the dissemination of knowledge. The demonstration character is particularly important; projects must be implemented on a technical scale that allows evaluation of technical and economic viability of large scale introduction. *LIFE Environment and Resource Efficiency* is not directed at research or at investment in *existing* technology. LIFE aims to bridge the gap between research, policy and development results and widespread implementation, and to improve innovative solutions.

## 2.2 Thematic priorities and project topics for LIFE Environment and Resource Efficiency

In this section applicants will find the thematic priorities and project topics to which priority will be given. This does not exclude the possibility of submitting proposals addressing issues that are not covered by project topics or thematic priorities, in accordance with Annex III of the LIFE Regulation. In this regard, please note that points under award criterion 5 'Contribution to the project topics' will be awarded **only** to proposals that **clearly and fully** comply with **the project topics** listed below (for further details on criterion 4, please see the *Guide for the evaluation of LIFE project proposals 2020*). Applicants **must choose maximum two project topics** in eProposal and **must clearly explain whether and why** their proposal falls under the selected project topics. Only compliance with topics indicated by the applicant will be examined. By not choosing a project topic, the applicant declares that the proposal does not fulfil any of the project topics and acknowledges that no points can be awarded to the project under criterion 5.

### 2.2.1 Thematic priorities for Water, including the marine environment

Activities for the implementation of the specific objectives for water set out in the Roadmap for a Resource-Efficient Europe and the 7th Environment Action Programme, in particular:

- (i) integrated approaches for the implementation of the EU Water Framework Directive<sup>10</sup>;
- (ii) Floods Directive<sup>11</sup>;
- (iii) Marine Strategy Framework Directive<sup>12</sup>;
- (iv) activities to ensure safe and efficient use of water resources, improving quantitative water management, preserving a high level of water quality and avoiding misuse and deterioration of water resources.

#### **Project topics**

Addressing water quality, floods and drought management in a cost efficient way is a serious challenge within the EU. Responding to the challenges and opportunities in the water sector requires a holistic approach across a number of actors. In line with the implementation of the Water Framework Directive, the Flood Directive and the priorities of the European Innovation Partnership on Water, projects should focus on developing and particularly implementing actions which can help Member States move to genuinely integrated water resource management, promoting ecosystem-based approaches where relevant. In the context of actions targeted at the implementation of the Marine Strategy Framework Directive, particular emphasis should be placed on emerging pressures and impacts, as well as fostering better

---

<sup>10</sup> Directive 2000/60/EC of the European Parliament and of the Council of 23 October 2000 establishing a framework for Community action in the field of water policy

<http://eur-lex.europa.eu/LexUriServ/LexUriServ.do?uri=OJ:L:2000:327:0001:0072:EN:PDF>

<sup>11</sup> Directive 2007/60/EC of the European Parliament and of the Council of 23 October 2007 on the assessment and management of flood risks

<http://eur-lex.europa.eu/LexUriServ/LexUriServ.do?uri=OJ:L:2007:288:0027:0034:EN:PDF>

<sup>12</sup> Directive 2008/56/EC of the European Parliament and of the Council of 17 June 2008 establishing a framework for community action in the field of marine environmental policy (Marine Strategy Framework Directive)

<http://eur-lex.europa.eu/LexUriServ/LexUriServ.do?uri=OJ:L:2008:164:0019:0040:EN:PDF>

integrated coastal management and maritime spatial planning. With respect to the water industry, the technologies and processes used to ensure the provision of water services (production of drinking water or waste water treatment) are reaching maturity. In line with the priority areas of the European Innovation Partnership on Water, the current challenge is twofold: (i) ensuring proper implementation in a way which yields cost-effective, resource efficient and legally compliant results, and (ii) ensuring an ability to deal with emerging issues in this field.

Priority will be therefore given to the following projects:

### **Water, floods and drought - Annex III, section A points (a)(i)-(ii)**

1. Implementation of **flood and/or drought risk management** actions by applying at least one of the following:
  - Nature-based solutions consisting in natural water retention measures that increase infiltration and storage of water and remove pollutants through natural or "natural-like" processes including re-naturalisation of river, lake, estuary and coastal morphology and/or re-creation of associated habitats including flood- and marsh plains;
  - prevention and protection tools and techniques for support of policy, land use planning, risk reduction, post-event resilience and emergency management and/or
  - integrated risk assessment and management approaches taking into account social vulnerability and aiming at improved resilience while ensuring social acceptance.
2. Projects addressing **hydro morphological pressures** identified in River Basin Management Plans and originating from land or water uses in order to achieve good water status or potential as required by the Water Framework Directive objectives.
3. **Integrated management of nutrients and organic pollution** of human and/or agricultural origin by directly removing pollution. The actions foreseen should be identified as a result of a comprehensive gap analysis<sup>13</sup> defining the measures needed on a river basin scale or catchment scale to allow for the achievement of the Water Framework Directive and Marine Strategy Framework Directive requirements, taking into account what has been delivered via the Urban Waste Water Treatment Directive<sup>14</sup>, Nitrates Directive<sup>15</sup>, Bathing Waters Directive<sup>16</sup> and Groundwater Directive<sup>17</sup> requirements.
4. Reduction of pressures from **chemical pollutants** in the water environment by reducing

---

<sup>13</sup> An analysis of the gap between the current status of water bodies and the reduction in pressures necessary to reach the good status objective as derived from derives from Art. 11(1) of the Water Framework Directive, according to which Member States have to establish programmes of measures "taking account of the results of the analyses required under Article 5" (analysis of pressures and impacts), "in order to achieve the objectives established under Article 4" (good status). Art. 11(8) also specifies that the programmes of measures have to be reviewed every six years. For more see the WFD Reporting Guidance 2016, [http://cdr.eionet.europa.eu/help/WFD/WFD\\_521\\_2016/Guidance/WFD\\_ReportingGuidance.pdf](http://cdr.eionet.europa.eu/help/WFD/WFD_521_2016/Guidance/WFD_ReportingGuidance.pdf), in particular chapter 10.1.8.2, p. 245 (description of what Member States have to report in terms of gap indicators for each significant pressure type or chemical substance) and sections 10.1.4 and 10.1.5.

<sup>14</sup> Council Directive 91/271/EEC of 21 May 1991 on urban waste-water treatment (OJ L 135, 30.5.1991, p. 40–52).

<sup>15</sup> Council Directive 91/676/EEC of 12 December 1991 on the protection of waters against pollution caused by nitrates from agricultural sources (OJ L 375, 31.12.1991, p. 1–8).

<sup>16</sup> Directive 2006/7/EC of the European Parliament and of the Council of 15 February 2006 on the management of bathing water quality and repealing Directive 76/160/EEC (OJ L 64, 4.3.2006, p. 37–51).

<sup>17</sup> Directive 2006/118/EC of the European Parliament and of the Council of 12 December 2006 on the protection of groundwater against pollution and deterioration (OJ L 372, 27.12.2006, p. 19–31).

emissions of priority substances and other chemicals identified as river basin specific pollutants at source, through the use of appropriate substitutes<sup>18</sup> or alternative technologies.

5. Implementation of **water saving measures** in order to reduce the quantitative and qualitative pressures on water bodies in water stressed basins as identified in the relevant River Basin Management Plan.

#### **Marine and coastal management - Annex III, section A point (a)(iii)**

1. Application of tools, technologies or practices to **ensure the sustainability of human activities related to the marine environment**, including by reducing the pressure of human activities on the marine environment, and addressing at least one of the following topics of high concern:
  - underwater noise,
  - disturbance of the sea floor,
  - deep sea mining,
  - fishing,
  - agriculture and/or
  - navigation.
2. Projects aiming at **preventing and reducing marine litter or contaminants**, addressing them at the source at land and/or in the seas.

#### **Water Industry (Annex III, section A point (a)(iv))**

1. Application of technologies for drinking water and urban waste water treatment systems, through the use of **resource efficient processes** for the provision of water services<sup>19</sup>, onsite procedures and/or control processes, to **diminish or eliminate discharges of emerging pollutants and/or pathogens** as part of wastewater treatment effluents.
2. Application of tools ensuring the **resource efficient provision of water services** compliant with the Drinking Water Directive and the Urban Waste Water Directive to population living in **rural areas**<sup>20</sup>.
3. **Improvement of the efficiency and effectiveness** of solutions and/or treatment options regarding **recycled/reclaimed water**, implementing one or more of the following:
  - Concepts for (alternative) water supply, wastewater treatment, reuse, recovery and recycling of resources<sup>21</sup>;
  - Source control methods and cost-effective on-site technologies for discharges of emerging pollutants and pathogens into the wastewater treatment system;
  - Water treatment innovation hubs, in regions that currently lack of appropriate sewer systems and treatment and sanitation facilities, applying smart

---

<sup>18</sup> 'appropriate substitutes' are other chemical substances which produce the same desired effects with a reduced environmental impact.

<sup>19</sup> E.g. aiming to reduce energy consumption for the treatment and management of water and water losses.

<sup>20</sup> Population living in rural areas is the population living outside urban areas. Urban areas are identified through the following method: 1. a population density threshold (300 inhabitants per km<sup>2</sup>) applied to grid cells of 1 km<sup>2</sup>; 2. a minimum size threshold (5,000 inhabitants) applied to grouped grid cells above the density threshold. For more information see: [http://ec.europa.eu/eurostat/statistics-explained/index.php/Urban-rural\\_typology](http://ec.europa.eu/eurostat/statistics-explained/index.php/Urban-rural_typology).

<sup>21</sup> E.g. land nutrients (P, K, N) and organic compounds.



technologies and decentralized systems with a focus on alternative water sources;

- Systematic approaches to avoid loss of water, energy and resources in industrial production and/or water and wastewater infrastructure.

## 2.2.2 Thematic priorities for Waste

Activities for the implementation of the specific objectives for waste set out in the Roadmap for a Resource-Efficient Europe and the 7th Environment Action Programme, in particular:

(i) the implementation and development of Union waste legislation, with particular emphasis on the first steps of the Union waste hierarchy (prevention, re-use and recycling);

(ii) resource efficiency and lifecycle impact of products, consumption patterns and dematerialisation of the economy.

### *Project topics*

With respect to waste, the Roadmap for a Resource-Efficient Europe and the 7th Environmental Action Programme aim at reaching the following overall goals by 2020:

- to reduce waste generated;
- to maximise recycling and re-use;
- to limit incineration to non-recyclable materials; and
- to limit landfilling to non-recyclable and non-recoverable waste.

Priority will be therefore given to the following projects:

### **Implementation of waste legislation - Annex III, section A points (b)(i)-(ii)**

1. Implementation of methods for **management** (separate collection, sorting and recycling) **of waste** in Outermost Regions of the EU<sup>22</sup> or on islands<sup>23</sup> with a resident population of less than 250 000 inhabitants<sup>24</sup>.
2. Implementation of **innovative solutions** targeting one of the following:
  - Separate collection and recycling of **waste electric and electronic equipment (WEEE) and/ or batteries and accumulators** or recycling of WEEE and/or batteries and accumulators;
  - Dismantling and recycling of **End of Life Vehicles (ELVs)**

---

<sup>22</sup> Guadeloupe, La Réunion, Mayotte, French Guiana and Martinique, Saint-Martin (France); Madeira, Azores (Portugal); Canary Islands (Spain), see: [http://ec.europa.eu/regional\\_policy/en/policy/themes/outermost-regions/](http://ec.europa.eu/regional_policy/en/policy/themes/outermost-regions/).

<sup>23</sup> Islands are defined as territories having a minimum surface of 1 km<sup>2</sup>; a minimum distance between the island and the mainland of 1 km; a resident population of more than 50 inhabitants; no fixed link (bridge, tunnel, dyke) between the island and the mainland. For the definition see Regional focus n° 01/2011 "Regional typologies: a compilation"; European Union Regional Policy; [http://ec.europa.eu/regional\\_policy/sources/docgener/focus/2011\\_01\\_typologies.pdf](http://ec.europa.eu/regional_policy/sources/docgener/focus/2011_01_typologies.pdf).

<sup>24</sup> According to the latest publically available data of the relevant competent authorities.

- **Selective deconstruction** of construction works or buildings resulting in value-added recycled<sup>25</sup> materials or products;
- Sorting and value-added recycling of **plastics**;<sup>26</sup>
- Separate collection and recycling of **bio-waste** and/or
- Recycling of **composite materials to recover critical raw materials**.

*Explanatory note:*

Complementary to these innovative solutions and the LIFE project, the other relevant waste management operations in line with the waste hierarchy should also be pursued during and beyond the project period.

3. **Identification<sup>27</sup> and separation of hazardous substances contained in wastes**, to enable value-added recycling<sup>28</sup> of the treated waste and safe disposal of the hazardous substances within the framework of the project.

### **Waste and Resource efficiency – Annex III, section A point (b)(iii)**

1. Implementation of **new business and/or consumption models and/or approaches to support resource efficiency**, in the priority industrial sectors as set out in the Roadmap for a Resource Efficient Europe<sup>29</sup> and the EU Action Plan for the Circular Economy<sup>30</sup>, focusing on product durability, reuse, repair and recycling and alternative processes to the sale of products. Already during the project duration, the implementation of the new business models and approaches should:
  - result in a reduction in resource use (i.e. material use, energy and/or water use, depending on the main effects) and
  - support transformation in small and medium-sized enterprises (SMEs)<sup>31</sup> and/or
  - integrate the social dimension in the business model.

<sup>25</sup> Value added means recycling into high quality products, i.e. not recycling into aggregates. For the concept see: Communication from the Commission to the European Parliament, the Council, the European Economic and Social Committee and the Committee of Regions ‘Towards a circular economy: A zero waste programme for Europe, COM(2014) 398 final of 02.07.2014, <http://eur-lex.europa.eu/legal-content/EN/TXT/?uri=celex%3A52014DC0398>.

<sup>26</sup> This includes plastics packaging.

<sup>27</sup> Including characterisation.

<sup>28</sup> Value-added means recycling into high quality products, i.e. not recycling into aggregates. For the concept see: Communication from the Commission to the European Parliament, the Council, the European Economic and Social Committee and the Committee of Regions ‘Towards a circular economy: A zero waste programme for Europe, COM(2014) 398 final of 02.07.2014, <http://eur-lex.europa.eu/legal-content/EN/TXT/?uri=celex%3A52014DC0398>.

<sup>29</sup> Communication COM/2011/0571 final of 20 September 2011 from the Commission to the European Parliament, the Council, the European Economic and Social Committee and the Committee of the Regions, ‘Roadmap to a Resource Efficient Europe’, <http://eur-lex.europa.eu/legal-content/EN/TXT/?uri=COM:2011:0571:FIN>.

<sup>30</sup> Communication COM(2015) 614 final of 2 December 2015 from the Commission to the European Parliament, the Council, the European Economic and Social Committee and the Committee of the Regions, ‘Closing the loop - An EU action plan for the Circular Economy’, <http://eur-lex.europa.eu/legal-content/EN/TXT/?uri=CELEX:52015DC0614>.

<sup>31</sup> For the definition of SME see: <http://eur-lex.europa.eu/legal-content/EN/TXT/?uri=URISERV%3An26026>.

*Explanatory note:*

Alternative processes include but are not limited to sharing or leasing, remanufacturing, industrial symbiosis, optimising food chains, transport and mobility, sustainable buildings and construction / demolition.

### **2.2.3 Thematic priorities for Resource Efficiency, including soil and forests, and green and circular economy**

Activities for the implementation of the Roadmap for a Resource-Efficient Europe and of the 7th Environment Action Programme that are not covered by other thematic priorities referred to in this Annex, in particular:

- (i) industrial symbiosis and knowledge transfer, and development of new models for the shift towards a circular and green economy;
- (ii) Soil Thematic Strategy (Commission Communication of 22 September 2006 entitled "Thematic Strategy for Soil Protection") with special emphasis on mitigation and compensation of soil sealing, and improved land use;
- (iii) forest monitoring and information systems, and to prevent forest fires.

#### ***Project topics***

Projects under the thematic priorities for Resource Efficiency, including soil and forests, and green and circular economy will focus on the implementation of the Roadmap to a Resource Efficient Europe, the EU action plan for the Circular Economy<sup>32</sup>, the Thematic Strategy for Soil Protection<sup>33</sup> and the 2013 EU Forest Strategy<sup>34</sup>.

With respect to industrial symbiosis, knowledge transfer and the shift towards a circular and green economy, particular attention should be given to circular/resource efficient, environmentally sound performance of businesses, consumer policy, new business and consumption models, and value chains. Public support to circular economy has been so far biased toward 'recycling', while projects for reuse, repair and remanufacturing are underrepresented.<sup>35</sup> If implemented along (local) value chains the circular economy has a big potential to create positive social effects for example with respect to job market integration of underprivileged individuals and formalising activities in the shadow economy. Projects addressing the circular economy are invited to consider these aspects alongside the direct measurable environmental impact. These value chains will address the priority sectors, and

---

<sup>32</sup> Communication COM(2015) 614 final of 2 December 2015 from the Commission to the European Parliament, the Council, the European Economic and Social Committee and the Committee of the Regions, 'Closing the loop - An EU action plan for the Circular Economy', <http://eur-lex.europa.eu/legal-content/EN/TXT/?uri=CELEX:52015DC0614>.

<sup>33</sup> Communication COM/2006/0231 final from the Commission to the Council, the European Parliament, the European Economic and Social Committee and the Committee of the Regions - Thematic Strategy for Soil Protection, [https://ec.europa.eu/agriculture/forest/strategy\\_en](https://ec.europa.eu/agriculture/forest/strategy_en).

<sup>34</sup> [https://ec.europa.eu/agriculture/forest/strategy\\_en](https://ec.europa.eu/agriculture/forest/strategy_en).

<sup>35</sup> See EEA report No. 6/2017. "Circular by design – products in the circular economy", p.23: 5% of all EU R&D projects in product design deal with eco-design; 1% with remanufacturing, 2% with repair, but 8% focus on recycling.

thus also promote the implementation of the upcoming 'Strategy on Plastics in the Circular Economy'<sup>36</sup>.

With regard to soil protection, there is a need to improve soil management and, in particular, to limit and mitigate soil sealing. Soil related data collected in the project should be provided to the relevant regional, national and/or EU data bases.

Projects targeting forests are expected to contribute to forest monitoring by providing any relevant data they may generate to current or future European forest information systems. On the other hand, there is a need to find cost-efficient close-to-nature or similar alternative silvicultural approaches to planted even-aged and single-species stands in order to further boost biodiversity and resilience. Particular efforts should be made to prevent the outbreak of forest fires, to minimise the conditions for their progression, and to increase overall forest resilience, especially in protected areas such as the Natura 2000 sites which hold a large proportion of forests and represent the backbone of the EU nature protection action.

Priority will be therefore given to the following projects:

### **Resource Efficiency, green and circular economy - Annex III, section A, point (c)(i)**

1. **Implementation of the circular economy concept** targeting at least one of the priority sectors of the EU Action Plan for the Circular Economy<sup>37</sup> and ensuring the use of high quality secondary resources, scrap materials and/or wastes within a value chain or different value chains. Already during the project duration, the implementation of the circular economy should:

- support transformation in small and medium-sized enterprises (SMEs) and/or
- integrate the social dimension in the value chain(s).

### **Soil - Annex III, section A, point (c)(ii)**

1. Implementation of actions in line with the Soil Sealing Guidelines<sup>38</sup> with improved efficiency compared to market solutions with a view to achieving **region- or nationwide spatial development without further land take or soil sealing**. Such actions shall consist in at least one of the following:

- limitation and/or other remediation actions focused on contaminated sites;
- mitigation of soil sealing and/or;
- compensation for soil sealing.

---

<sup>36</sup> <http://www.europarl.europa.eu/legislative-train/theme-new-boost-for-jobs-growth-and-investment/file-strategy-on-plastics-in-the-circular-economy>.

<sup>37</sup> Communication COM(2015) 614 final of 2 December 2015 from the Commission to the European Parliament, the Council, the European Economic and Social Committee and the Committee of the Regions, 'Closing the loop - An EU action plan for the Circular Economy', <http://eur-lex.europa.eu/legal-content/EN/TXT/?uri=CELEX:52015DC0614>. The priority sectors are: Plastics, Critical Raw Materials, Food Waste, Biomass & bio-based products and Construction and Demolition Waste (CDW).

<sup>38</sup> Commission Staff Working Document Brussels SWD(2012) 101 final of 12 April 2012 'Guidelines on best practice to limit, mitigate or compensate soil sealing', [http://ec.europa.eu/environment/soil/pdf/soil\\_sealing\\_guidelines\\_en.pdf](http://ec.europa.eu/environment/soil/pdf/soil_sealing_guidelines_en.pdf).

2. Implementation of **integrated sustainable soil management practices** in line with the Voluntary Guidelines for Soil Sustainable Management<sup>39</sup> through regional, national or transnational networks or organisations.

### **Forests - Annex III, section A, point (c)(iii)**

Besides the indicator data related to the forest habitats and ecosystems and their services, LIFE projects targeting forests should also provide data on the relevant indicators under criteria 1, 2, 4 and 5 of the Updated Pan-European Indicators for Sustainable Forest Management<sup>40</sup>.

1. Effective and efficient application of tools, methodologies, techniques, technologies and equipment to implement **close-to-nature forest management approaches and similar silvicultural alternatives<sup>41</sup> to more intensive<sup>42</sup> forest management** and/or management approaches based on **planted even-aged and single-species stands**, with a **cost effectiveness** comparable to that of medium or large scale operations used in an equivalent more intensive and/or even-aged and single-species forest management context<sup>43</sup>.

#### *Explanatory note:*

Close-to-nature forest management' (sometimes also referred to as 'ecologically sound forestry' or 'continuous cover forestry') is characterised by practices which try to emulate natural processes and which aim to combine the economic use of forests with nature conservation. The result are actively managed but multi-storeyed and rich mixed forests which are relatively close to natural forests. The concept includes active forest management with timber harvest and thus should not be mistaken for approaches explicitly intending to preserve natural processes e.g. in wilderness areas. The practices typically used may vary slightly from one country to another but would be expected to include the following elements use of native or site-adapted tree species, natural regeneration, limited machine operation,

---

<sup>39</sup> Adopted by the FAO Council on 5 December 2016 and endorsed by the EU and the Member States, <http://www.fao.org/3/a-bl813e.pdf>.

<sup>40</sup> Madrid Ministerial Declaration of 22 October 2015, as adopted by the Forest Europe Expert Level Meeting, 30 June – 2 July 2015, Madrid, Spain, [http://foresteurope.org/wp-content/uploads/2016/11/III.-ELM\\_7MC\\_2\\_2015\\_MinisterialDeclaration\\_adopted-2.pdf#page=5](http://foresteurope.org/wp-content/uploads/2016/11/III.-ELM_7MC_2_2015_MinisterialDeclaration_adopted-2.pdf#page=5)

<sup>41</sup> E.g. small-scale forestry operations.

<sup>42</sup> Philipp S. Duncker, Susana M. Barreiro, Geerten M. Hengeveld, Torgny Lind, William L. Mason, Slawomir Ambrozy and Heinrich Spiecker, Classification of Forest Management Approaches: A New Conceptual Framework and Its Applicability to European Forestry, *Ecology and Society* 17(4): 51.

<http://dx.doi.org/10.5751/ES-05262-170451> p. 50: 'Different forest management approaches or silvicultural systems can be arranged along a gradient of management intensity, depending on the specific silvicultural methods and practices used (species selection, site preparation, planting, tending, thinning, final harvesting, use of chemical agents, etc.). The choices of these methods and practices will have consequential impact on forest ecosystem structures and functions, including their biodiversity and other sustainability criteria. "Intensive" forest management usually prioritises economic considerations and notably biomass production objectives, whereas ecological concerns and other ecosystem functions and services play a comparatively minor role. Typical methods and operations under this approach include short rotation lengths, even-aged stands, the possibility to use non-autochthonous tree species, the application of chemical agents, clearcutting as final harvesting regime, intensive machine operations and soil cultivation, or fertilising and liming'.

<sup>43</sup> E.g. new machinery suitable for partial tree removals that address small-scale variability in stand structure; prevention of soil damage; new inventory models and IT systems for stand planning and management; remote surveillance technologies to prevent illegal logging; specialised sawmill technology etc.

inclusion of nature conservation measures, exclusion of fertilisation or pesticide use, long rotation length, and single stem or group harvesting.<sup>44</sup>

2. Testing and implementing methods<sup>45</sup> for converting existing highly fire-prone forests to more resilient stands with a lower fuel build-up and fire progression risk, relying on silvicultural and land management practices that favour semi-natural mixed or broad-leaved forests, exclude overexploitation of related waterbodies, and/or ensure sustainable land use reducing the fire risk and/or fire intensity.

## **2.2.4 Thematic priorities for Environment and Health, including chemicals and noise**

Activities for the implementation of the specific objectives for environment and health set out in the 7th Environment Action Programme, in particular:

- (i) Regulation concerning the Registration, Evaluation, Authorization and Restriction of Chemicals (REACH)<sup>46</sup>;
- (ii) Environmental Noise Directive<sup>47</sup>;
- (iii) Seveso III Directive<sup>48</sup>.

### **Project topics**

With regard to environment and health, new methods to reduce the impact of chemicals, noise and industrial accidents on the environment and human health should be explored.

Priority will be therefore given to the following projects:

#### **Chemicals – Annex III, section A, point (d)(i)**

1. **Reduction of the impact on the environment or human health**, of at least one of the following:
  - **Substances identified as hazardous to human health or to the environment under the Regulation on classification, labelling and packaging of substances and mixtures (CLP)<sup>49</sup>;**

---

<sup>44</sup> From Duncker, P. S., S. M. Barreiro, G. M. Hengeveld, T. Lind, W. L. Mason, S. Ambrozy, and H. Spiecker. 2012. Classification of forest management approaches: a new conceptual framework and its applicability to European forestry. *Ecology and Society* 17(4): 51.

<sup>45</sup> Methods and approaches will vary depending e.g. on size of forest holding, type of ownership, forest type and biogeographic region etc..

<sup>46</sup> Regulation (EC) No 1907/2006 of the European Parliament and of the Council of 18 December 2006 concerning the Registration, Evaluation, Authorisation and Restriction of Chemicals (REACH), establishing a European Chemicals Agency, amending Directive 1999/45/EC and repealing Council Regulation (EEC) No 793/93 and Commission Regulation (EC) No 1488/94 as well as Council Directive 76/769/EEC and Commission Directives 91/155/EEC, 93/67/EEC, 93/105/EC and 2000/21/EC (OJ L 36, 5.2.2009, p. 84). ; Regulation (EU) No 528/2012 of the European Parliament and of the Council of 22 May 2012 concerning the making available on the market and use of biocidal products (OJ L 167, 27.6.2012, p. 1).

<sup>47</sup> Directive 2002/49/EC of the European Parliament and of the Council of 25 June 2002 relating to the assessment and management of environmental noise (OJ L 189, 18.7.2002, p. 12).

<http://eur-lex.europa.eu/LexUriServ/LexUriServ.do?uri=OJ:L:2002:189:0012:0012:EN:PDF>

<sup>48</sup> Directive 2012/18/EU of the European Parliament and of the Council of 4 July 2012 on the control of major-accident hazards involving dangerous substances, amending and subsequently repealing Council Directive 96/82/EC (OJ L 197, 24.7.2012, p. 1).

<sup>49</sup> Regulation (EC) No 1272/2008 classification, labelling and packaging of substances and mixtures, amending and repealing Directives 67/548/EEC and 1999/45/EC, and amending Regulation (EC) No 1907/2006, OJL 353,

- **combination effects of chemicals, including endocrine disruptors;**
- **nanomaterials;**
- **biocidal products and/or pesticides.**

This shall be reached through one or more of the following:

- a safer or more sustainable use,
- minimisation of exposure to toxic chemicals in products or in the environment, and/or
- substitution with safer substances or with non-chemical solutions.

#### **Noise - Annex III, section A, point (d)(ii)**

Under this heading, priority will be given to projects in urban areas in order to improve the situation for a maximum number of persons.

1. Reduction of **noise from roads inside densely populated urban areas** by means of using low noise surfaces and/or tyres having life cycle costs comparable to those of standard surfaces and/or tyres while achieving a substantial noise reduction.

#### **Industrial accidents - Annex III, section A, point (e)(iii)**

1. Facilitation of the implementation of the **Seveso III Directive** (Directive 2012/18/EU) on the control of major-accident hazards involving dangerous substances through deployment of particularly cost-effective methodological tools for carrying out **human health and environmental risk mapping**, and for addressing **domino effects**. Projects shall foresee the demonstrative application of these tools by different duty holders and implement risk preventing or reducing measures on their basis.

### **2.2.5 Thematic priorities for Air quality and emissions, including urban environment**

Activities for the implementation of the specific objectives for air and emissions in the Roadmap for a Resource-Efficient Europe and the 7th Environment Action Programme, in particular:

- (i) integrated approaches to the implementation of Air quality legislation;
- (ii) facilitate compliance with Union air quality and related air emissions standards including the National Emissions Ceilings Directive<sup>50</sup>;
- (iii) enhanced implementation of the Industrial Emissions Directive<sup>51</sup>, with a special emphasis on improving BAT definition and implementation process, ensuring easy public access to information and enhancing the contribution of the IED to innovation.

---

31.12.2008, 1, as last amended to technical and scientific progress:

<https://echa.europa.eu/regulations/clp/legislation>.

<sup>50</sup> Directive 2001/81/EC of the European Parliament and the Council of 23 October 2001 on national emission ceilings for certain atmospheric pollutants (OJ L 309, 27.11.2001, p. 22).

## **Project topics**

The thematic priority “air quality and emissions including urban environment” focusses on the implementation of air quality legislation and a comprehensive approach to urban environmental problems. Air pollution remains the most serious environmental health problem in Europe, with a mortality rate more than ten times that from traffic accidents, and also having a significant impact on ecosystems (e.g. 70% of the EU's Natura 2000 sites suffer from eutrophication as a result of air pollution). It should be addressed in line with the forthcoming EU Air Quality Strategy for the period up to 2030. Projects should refer to PM and/or NO<sub>2</sub>, not to CO<sub>2</sub>. If reducing emissions of CO<sub>2</sub> is the primary objective, the project should be submitted under the sub-programme for Climate Action.

The Industrial Emissions Directive (IED) is a key instrument for pollution prevention and control from large point sources. Experience with implementation of the IED (and its predecessor, the Directive on integrated pollution prevention and control IPPC) has allowed for identifying additional needs in terms of public information and the introduction of emerging techniques.

Priority will be therefore given to the following projects:

### **Air quality legislation and the NEC Directive - Annex III, section A, points (e)(i)-(ii)**

Where not explicitly stated otherwise, air quality projects should generally focus on urban areas in order to cover as many people as possible.

1. **Air quality improvement and emission reduction of particulate matter (PM)** in areas with high use of solid fuel like biomass, coal, and peat for domestic heating. Such projects shall implement one or more of the following:
  - technical<sup>52</sup>,
  - management,
  - regulatory and/or
  - incentive based solutions<sup>53</sup>.
2. **Sustainable road transport mobility** aiming at emissions of air pollutants, the reduction of which is essential for helping meet air quality standards, focussing on one or more of the following:
  - cleaner real world driving;
  - cleaner or electric two- or three wheelers and/or analysis for and implementation on a test scale of related infrastructure needs;
  - the use of electric or super low emission vehicles<sup>54</sup>;
  - the use of alternative fuels;
  - innovative retrofit programmes for vehicles<sup>55</sup>;

---

<sup>51</sup> Directive 2010/75/EU of the European Parliament and of the Council of 24 November 2010 on industrial emissions (integrated pollution prevention and control) (OJ L 334, 17.12.2010, p. 17).

<sup>52</sup> E.g. fuel pre-treatment, ultra-low dust technologies, high efficiency and clean combustion and control technologies, combinations with no-emission renewable energy, heat storage.

<sup>53</sup> Please note that direct payment of incentives to third parties are not eligible under LIFE pursuant to Article II.11 of the LIFE Model Grant Agreement.

<sup>54</sup> Super low emission vehicles within the meaning of the Horizon 2020 work programme, [http://ec.europa.eu/research/participants/data/ref/h2020/wp/2016\\_2017/main/h2020-wp1617-transport\\_en.pdf](http://ec.europa.eu/research/participants/data/ref/h2020/wp/2016_2017/main/h2020-wp1617-transport_en.pdf). This may include public service vehicles.



- alternative drive train technology<sup>56</sup>;
  - high-impact traffic access systems such as Low Emission Zones and road pricing schemes through advanced access criteria and/or labels; and/or
  - the use of innovative logistic platforms<sup>57</sup>.
3. **Sustainable aviation and Non Road Mobile Machinery (NRMM) mobility** aiming at reducing emissions, notably from existing NRMM not covered (yet) by Regulation (EU) 2016/1628<sup>58</sup>.
  4. **Reduction of ammonia, methane and PM emissions from agriculture** in support of the implementation of the upgraded UNECE Code of Good Practice for reducing emissions from agriculture<sup>59</sup>.

#### **Industrial Emissions Directive - Annex III, section A, points (e)(iii)**

1. Application of **pollution prevention and abatement techniques** referred to in the Industrial Emissions Directive as emerging techniques.

#### **Urban environment - Annex III, section A, point (e)**

1. Implementation of integrated urban policies and regulatory approaches for sustainable planning and design and/or for supporting innovative technical solutions to improve at least one of the following aspects:
  - urban public transport and mobility,
  - energy or resource efficiency or no-/low-emission<sup>60</sup> renewable energy or materials solutions<sup>61</sup>,
  - local food production and/or
  - the condition of urban ecosystems and their services<sup>62</sup>.

---

<sup>55</sup> Products envisaged could be cars as well as motorised two-wheelers and three-wheelers.

<sup>56</sup> As, for example, electro-mobility and hydrogen-based mobility.

<sup>57</sup> e.g. for last mile delivery of goods.

<sup>58</sup> e.g. from Waterway Transport, port infrastructure and construction sites. This may include fuel switching (including electricity), low emission fuel (e.g. aviation fuel resulting in low Particle Number emissions) and retrofitting with emission reduction technologies. Actions can be complemented by the implementation of related urban policies, regulatory approaches and planning. The actions should result in measurable emission reduction of air pollutants such as PM and NO<sub>2</sub>.

<sup>59</sup> <http://www.unece.org/index.php?id=41358>

<sup>60</sup> No-/low-emission renewable energy. The project should refer to PM and/or NO<sub>2</sub>, not to CO<sub>2</sub>. If reducing emissions of CO<sub>2</sub> is the primary objective, it should be submitted under the sub-programme for Climate Action.

<sup>61</sup> Including solutions complementary to activities under the Covenant of Mayors.

<sup>62</sup> [http://ec.europa.eu/environment/nature/knowledge/ecosystem\\_assessment/pdf/102.pdf](http://ec.europa.eu/environment/nature/knowledge/ecosystem_assessment/pdf/102.pdf)

## 2.3 LIFE Environment and Resource Efficiency projects

According to the LIFE Regulation, *LIFE Environment and Resource Efficiency* projects must be demonstration or pilot projects, which are defined as follows:

- "pilot projects" means projects that apply a technique or method that has not been applied or tested before, or elsewhere, and that offer potential environmental or climate advantages compared to current best practice and that can subsequently be applied on a larger scale to similar situations;
- "demonstration projects" means projects that put into practice, test, evaluate and disseminate actions, methodologies or approaches that are new or unknown in the project's specific context, such as geographical, ecological, socio-economic, and that could be applied elsewhere in similar circumstances;

### What is a "pilot" project?

A **"pilot"** project applies a technique or method that has not been applied or tested before, or elsewhere, and therefore it is innovative.

For a **"pilot"** project, the level of innovation can be evaluated from different perspectives:

- a) relative to the technologies applied by the project (technological innovation) and,
- b) regarding the way technologies are implemented (innovation in processes or methods).

Note that the application of an established environmental solution action/methodology in a particular geographical region where it has not been applied before is not considered to be a "pilot" activity but a "demonstration" activity.

### What is a "demonstration" project?

A **"demonstration"** project puts into practice, tests, evaluates and disseminates actions/methodologies that are to some degree new or unfamiliar in the project's specific context (geographical, environmental, socio-economical ...), and that **should be more widely applied** elsewhere similar circumstances. The project must therefore be designed right from the start to demonstrate whether the techniques and methods used work or not in the project's context. Demonstration projects may have a higher EU added value, if they take place on a national or transnational level, rather than on a local scale.

#### 2.3.1 Does LIFE finance "close-to-market" projects?

YES, those projects are indeed welcome.

LIFE has financed Eco-Innovation and Circular Economy related projects since its start in 1992. Many of those projects were carried out by SMEs and large industries and were aimed at testing and demonstrating a new product, a technology or a production process that could potentially end up on the market. Many of those are today best available technologies or normal products available for producers and consumers.

In view of contributing to sustainable development and quality of environment, today's key priorities of the LIFE Programme and many of the project topics confirm its special attention to promoting close-to-market projects delivering improved environmental solutions capable of being widely taken up by the society in general and the economy in particular.

There is a lot of appetite among investors and the financing community to support innovative environmental projects. These projects have very special features that do not necessarily apply to other LIFE projects. Applicants for this type of projects are invited to highlight the relevant elements already in Concept Note and to include in their proposal submitted for Stage 2 a thorough description of the following key features:

- a. **Technical readiness:** the previous technical preparatory work should be clearly described and results of previous research and development activities and tests should credibly show the technical feasibility of the solution. The scale at which such results have been obtained shall be clearly specified. If prototypes have been already developed and tested, their scale/dimension and relevant results and conclusions have to be clearly presented in the proposal specifying if and how such prototype will be used. Such information will have to be included under Form B.2;
- b. **Technical process and state of the art:** the technical description of the solution proposed (process, material, product etc.) must be clear and concise, must elaborate on the description of the processes or methods proposed, on the new elements and on improvements and must follow the logical scheme of a flowchart including, where possible, the general mass and energy balance. Applicants must show knowledge of the available best practices in the relevant sector and must clearly and concisely explain the environmental, technical and economical improved performances/advantages introduced by the proposed solution. Such information will have to be included under Form B.2;
- c. **Scale and output of the project:** the scale (e.g.: production capacity) and output of the project (e.g.: quantity produced/sold during the project) should be always clearly specified. **The chosen technical scale should be one that allows the evaluation of the technical and economic viability of the proposed solution in close-to-market conditions (i.e.: industrial, commercial scale) already during the project.** The chosen scale and output should also enable the project to deliver clear, substantial, ambitious and credible environmental benefits already during the implementation of the project and further 3/5 years after it. Such information will have to be included under Form B2;
- d. **Quantification of environmental benefits:** the improved performances/advantages introduced by the proposed solution must be quantified in terms of the expected environmental benefits. They must be concrete, realistic and quantified as far as possible and must be presented in a life-cycle reasoning where relevant. This must be done by clearly comparing them to the state-of-play estimated or measured at the outset of the project. In this regard as far as the full proposal is concerned, consistency shall be ensured between environmental benefits described in the relevant forms and values reported in the table on LIFE Key project level indicators. Where relevant, applicants may implement a full Life Cycle Analysis (LCA) and include it as a project deliverable. Such information will have to be included under Form B3;
- e. **Market positioning, supply chain, competitors and economic feasibility:** applicants must show knowledge of the reference market (i.e.: actual and potential market size, features of prospective customers and of their demand,

market and regulatory barriers, etc.), of the requirements related to the establishment of a supply chain for the proposed solution and of their competitors (i.e.: who they are, their market shares, their competitive advantages etc.). Applicants should clearly position themselves with respect to these elements explaining the economic feasibility of the proposed solution, and its positioning in terms of cost, price or other economic investment variables (e.g.: payback period, net present value etc.) when more appropriate. Such information will have to be included under Form B3;

- f. **Sustainability - Project continuation:** in the context of this type of projects, a clear strategy for maintaining project results through commercialization and industrialization of the proposed solutions after the end of the project shall be included. Project activities should show such commitment and already prepare for project continuation during the project timeframe. Contrary to what foreseen in previous LIFE programmes the possible generation of revenues and the inclusion of close to market activities are welcome and considered as a strong indicator of project sustainability. **Please note that commercialization and industrialization can start already during the project duration.** Such information will have to be included under Form B6. Examples of typical activities that would have to be included in light of such continuation during the project are:
- i. Full definition of the proposed business model as well as of the organizational, ownership and partnership structure for market launch of the proposed solution
  - ii. Investment analysis/studies/activities related to full industrial/commercial scale up of the proposed solution and of its economic feasibility
  - iii. Market/competitor analysis in light of market launch
  - iv. Marketing plan, distribution channels, commercial and business development activities/studies
  - v. Studies/activities regarding the access to financing sources as well as the physical identification of sites for full commercialization/industrialization
  - vi. Verification carried out through the Environmental Technology Verification (ETV)<sup>63</sup>
  - vii. Development of a credible business plan (**compulsory**)

**Such type of activities will have to be translated into actions or sub-actions in C Forms.**

- g. **Sustainability – Replication/Transfer:** in the context of this type of projects, a strategy to ensure replication and transfer of project results to other contexts shall be included. This means going further than simply committing to project continuation through commercialization and industrialization, but entails a clear and sound plan supported by project activities that would allow market replication/transfer to other sectors, entities, regions or countries such as, for example, the launch of the proposed solution in a geographical market different than the one being the main focus of the project, its extension to a different industrial/commercial application or its transfer to other companies through

---

<sup>63</sup> The **Environmental Technology Verification (ETV)** is a tool to help innovative environmental technologies reach the market. See the relevant website for more details: <http://iet.jrc.ec.europa.eu/etv/> ;

licensing or other types of agreements. Such information will have to be included under Form B.3. Examples of typical activities that would have to be included to support a credible replication and transfer strategy are:

- i. Analysis aimed at identifying strategic partners required for replication and transfer of the proposed solution to another context and activities linked to negotiating with them;
- ii. Market/competitor analysis in light of market launch in a different context (i.e.: sectors, entities, regions or countries) ;
- iii. Marketing, commercial and business development activities/studies linked to the replication elsewhere (i.e.: sectors, entities, regions or countries);
- iv. Technical and business activities aimed at validating the possible extension of the proposed solution to other industrial/commercial applications;
- v. Preparing business cases so that the proposed techniques or methods can be easily taken up in sectors different from the one addressed in the project;
- vi. Studies/activities regarding the access to financing sources as well as the physical identification of sites for replication and transfer ;
- vii. Negotiating licensing agreements for transfer of the proposed solution into other contexts:
- viii. Development of a credible replication and transfer plan (**compulsory**).

**Such type of activities will have to be translated into actions or sub-actions in C Forms.**

LIFE programme also favours innovation and commercialization introduced by dynamic start-ups. In this context, it welcomes proposals whose partnership combines the knowledge and expertise of consolidated market players with the drive of start-ups which want to commercialise their solution. The LIFE project (and Grant) could represent, in this sense, a risk-free incubation context that allows the start-up to safely bring its solution to the market, supported by appropriate financial, technical, business means and expertise.

### **2.3.2 What other types of projects does LIFE Environment and Resource Efficiency finance?**

Further to "close-to-market" projects, LIFE welcomes many different types of projects that focus on the implementation of specific requirements of the EU environmental policy.

These are projects mostly lead by public authorities, non-profit organisation and research and development agencies.

They target the development and application of new processes and procedures like introducing Green Public Procurement in a given sector, managing municipal waste in a new way, novel or demonstrative ways to plan the use of space, new ways applied to urban planning to minimize soil sealing and much more.

This is a rather heterogeneous group of projects, but not less important for the implementation of many challenging environmental policies.

While many of the features described above for "close-to-market" projects apply also to this group, some are obviously too specific.

Applicants for this type of projects are invited to ensure that their proposal submitted for Stage 2 includes a thorough description of the following key features:

- a. **Technical readiness:** the previous technical preparatory work should be clearly described and results of previous research and development activities and tests should credibly show the technical feasibility and appropriateness of the solution in the project context described by the applicant. The scale at which such results have been obtained shall be clearly specified. If prototypes have been already developed and tested, their scale/dimension and relevant results and conclusions have to be clearly presented in the proposal specifying if and how such prototype will be used. Such information will have to be included under Form B.2;
- b. **Technical process and state of the art:** the technical description of the solution proposed (process, material, product etc.) must be clear and concise, must elaborate on the description of the processes or methods proposed, on the new elements and on improvements and must follow the logical scheme of a flowchart including, where possible, the general mass and energy balance. Applicants must show knowledge of the available best practices in the relevant sector and must clearly and concisely explain the environmental, technical and economical improved performances/advantages introduced by the proposed solution. Such information will have to be included under Form B2;
- c. **Scale and output of the project:** the scale (e.g.: production capacity when relevant or other similar measures when more relevant) and output of the project (e.g.: quantity processed during the project or other similar measures when more relevant) should be always clearly specified. **The chosen technical scale and foreseen output should clearly allow the implementation and/or continuation of the proposed solution in order to deliver clear, substantial, ambitious and credible environmental benefits already during the implementation of the project and further 3/5 years after it.**

Such information will have to be included under Form B2;

Examples:

- a project implementing tools and techniques to detect, monitor or collect data on a specific harmful air pollutant generated by vehicles' combustion engines should be implemented at real world conditions such a urban or metropolitan scale and not geographically limited to marginal areas. The project should also clearly show and quantify how such 'data gathering' would produce a clear, substantial, ambitious and credible reduction in the levels of the air pollutant during the project duration, making sure that concrete actions aimed at this are included in the proposal;
- a project using specific tools and models to detect water losses in a public water distribution network should be implemented at a scale that covers the entire network, making sure that actions leading to the repair of the water leakages are included in the proposal and are able to generate the environmental benefits described above. In such situation the scale would be, for example, the length of the entire network that is monitored (and/or the volume of water processed by such system) and the output would be the amount of water savings provided during the project by the repairs of the leakages;
- a project using monitoring tools to achieve better soil management, and particularly targeting the decrease of erosion, should be implemented on a soil surface (i.e.: scale) able to generate a clear, substantial, ambitious and credible reduction of such erosion (i.e.: output). In such case the only use of monitoring tools would not be enough, but concrete actions, able to

reduce such erosion as a consequence of the monitoring, would have to be part of the project.

- projects that focus on the development of administrative and regulatory means to protect or improve environment, such as territorial planning, budgetary approaches, green procurement, legal frameworks, environmental management instruments (es. EMAS), pricing or access schemes, etc., should be implemented at a proper scale, according to the examples above, and with a timing that allows the means developed to be applied and proved during the project duration. In this regard, relevant actions have to be developed as part of the project to enable the practical application of the administrative and regulatory means developed.

- d. **Quantification of environmental benefits:** the improved performances/advantages introduced by the proposed solution must be quantified in terms of the expected environmental benefits in a life-cycle approach, where relevant. They must be concrete, realistic and quantified as far as possible and must be presented in a life-cycle reasoning where relevant. This must be done by clearly comparing them to the state-of-play estimated or measured at the outset of the project. In this regard as far as the full proposal is concerned, consistency shall be ensured between environmental benefits described in the relevant forms and values reported in the table on LIFE Key project level indicators. Where relevant, applicants may implement a full Life Cycle Analysis (LCA) and include it as a project deliverable. Such information will have to be included under Form B.3;
- e. **Sustainability - Project continuation:** in the context of this type of projects, a clear strategy for maintaining project results of the proposed solutions after the end of the project shall be included. Public authorities or bodies involved in the usage of proposed solution must clearly declare and demonstrate their commitment in keeping them active after the end of the project. Such information will have to be included under Form B.6. Project activities should show such commitment and already prepare for project continuation during the project timeframe. Some examples of typical activities that would have to be included in light of such continuation during the project are:
- i. Clear definition of the technical and human resources needed. In case of public authorities, definition of the necessary administrative and legislative acts;
  - ii. Clear definition of the necessary financial resources and identification of the relevant financial sources;
  - iii. Building up of a comprehensive exploitation plan, which could include the previous points and would basically detail and present the planned activities, resources (technical and financial) through which the project results will be maintained and exploited (**compulsory and to be included as part of the After-LIFE Plan**);
  - iv. Analysis/studies/activities on the full scale up of the proposed solution to the targeted "real scale" and of its economic feasibility (e.g.: from a substantial part of a city to the entire city, from a substantial part of the public transport fleet to the entire public transport fleet, etc.)

**Such type of activities will have to be translated into actions or sub-actions in C Forms.**

- f. **Sustainability – Replication/Transfer:** in the context of this type of projects, a strategy to ensure replication and transfer of project results to other contexts shall be included. This means going further than simply committing to project continuation, but entails a clear and sound plan supported by project activities that would allow replication and transfer of the implemented solution to other sectors, entities, regions or countries. For this type of projects the most likely dimension governing this process is the geographical one. So in the examples given under point c above, the project dealing with the monitoring of the air pollutant would have to show how the solution will be implemented in another city, while the 'water' and 'soil erosion' projects would have to ensure that their solution is replicated, respectively, in a different public water distribution network and in a different soil surface presenting similar soil erosion threats. Such information will have to be included under Form B.3.

Examples of typical activities that would have to be included to support a credible replication and transfer strategy are:

- i. Analysis aimed at identifying strategic partners required for replication and transfer of the proposed solution to another context and activities linked to negotiating with them;
- ii. Technical and business activities aimed at validating the possible extension of the proposed solution to other industrial/commercial applications;
- iii. Studies/activities regarding the access to financing sources as well as the physical identification of sites for replication and transfer ;
- iv. Negotiating and planning for transfer of the proposed solution into other contexts:
- v. Development of a credible replication and transfer plan **(compulsory)**.

**Such type of activities will have to be translated into actions or sub-actions in C Forms.**



### **3. How to apply**

## **3.1 Stage 1 Concept note**

### **3.1.1 Structure Stage 1**

- **Administrative forms (A forms)**
  - Form A1 – General project information
  - Form A2 – Coordinating beneficiary
- **Project outline (B forms)**
  - Form B1 – Summary description of the project
  - Form B2 (abbreviated in comparison with stage 2) - General character of the project
  - Form B3 (abbreviated in comparison with stage 2) – EU added value
- **Financial application forms**
  - Form R1 – Project budget

All the forms in the Concept Note need to be completed in English. You are advised to focus on key elements of your project. Please note no attachments can be uploaded in eProposal during this stage.

**National authorities access:** In those cases where the applicants grant access, all National authorities of Member States participating in the project will be able to:

1. Access the concept note before and after the closing date of the call
2. Access also the communication between the Commission and each applicant who has submitted a proposal through the Mailbox module in eProposal.

This authorisation can be granted by marking the radio button to YES. If the coordinating applicant does not want to grant the authorization, the NO button must be marked.

You may remove access authorisation at any point in time.

Please note that after the submission deadline has passed, this option is no longer accessible.

### **3.1.2 Administrative Forms (A forms)**

#### **A1 – General project information**

**Project title:** It should include the key elements and objective of the project. Note that the Contracting Authority may ask you to change the title in order to make it clearer. The title of the project must be in English, even if the subsequent proposal itself would be submitted in a different language, should you be invited to participate in Stage 2.

**Project acronym:** The acronym must begin with the word 'LIFE', e.g. 'LIFE RIVER'. Once the concept note is created in the eProposal system, all technical, financial and reporting forms will bear this acronym (e.g. 'Proposals / **LIFE RIVER** / Technical Forms /

**LIFE Programme priority area:** Select the sector from the drop-down menu. Applicants must indicate whether the project is being submitted to the sector Water, Waste, Resource Efficiency, Environment and Health or Air.

**Expected start date:** Type in the date in the format DD/MM/YYYY or use the calendar function. The earliest possible start date is defined in Annex 1. The start date should be realistic. Please note that if you choose a late date the costs of participation in the kick-off meeting for all new projects may not be eligible.

**Expected end date:** Type in the date in the format DD/MM/YYYY or use the calendar function.

**Language of the proposal:** while the concept note needs to be submitted in English, should you be admitted to Stage 2, you will be able to submit full proposal in any of the official EU languages, except Irish or Maltese. Please indicate language in which you plan to submit full proposal, should you be admitted to Stage 2.


Click on the 'Next' button and fill in form A2 (see below).

Please note that after the creation of the concept note (see below, form A2), you will be required to enter the following information in form A1:

The project will be implemented in the following Member State(s) / Region(s) or other countries:

- by default the eProposal tool selects the Member State where the coordinating beneficiary is legally registered (as per form A2). You may change it by using the 'Delete' and 'Add' buttons;
- to add a region, select the Member State, then the Region, and click on the Add button; at least one region must be selected.

If project actions will be implemented outside the EU, select the country from the drop-down list.

Member State	Selected regions	Actions
IT - Italy	All regions	
<input type="text" value="AT - Austria"/>	<input type="text" value="All regions"/>	<input type="button" value="Add"/>

### **Form A2 – Coordinating beneficiary**

**Short Name** (max 10 characters): The beneficiary will be identified throughout the technical forms, the financial forms and the reports by its short name.

**E-mail:** This e-mail address will be used by the Contracting Authority as the single contact point for all notifications of correspondence with the applicant during the evaluation procedure (see Annex 3 "eProposal Tool", Step 3 "Post-submission Communication").

**Legal name:** Provide the full name under which the beneficiary is officially registered.

**Legal Status:** Select one of the following 3 choices: *Public body*, *Private commercial* or *Private non-commercial* (including NGOs). Tick the appropriate box. Further guidance on how to distinguish private entities from public bodies can be found in section 1.6.2 of this document. Tick the box "Is your company a SME?" if your company is considered a Small or Medium-Sized Enterprise (SME). Fill in the box "Number of employees" if you are an SME.

**Value Added Tax (VAT) number:** If applicable, provide the entity's VAT registration number.

**VAT Reimbursement:** please note that non-deductible VAT is an eligible cost, save for those activities matching the concept of sovereign powers exercised by Member States. If your organisation is unable to recover VAT paid (for public entities it can only concern VAT related to activities that do not match the concept of sovereign powers) you can opt to include the reimbursement of VAT in your costs submitted under this proposal; in that case then please tick the box.

**Legal Registration Number:** If applicable, provide the entity's legal national registration number or code from the appropriate trade register (e.g. the Chamber of Commerce register), business register or other.

**Registration date:** Type in the date in the format DD/MM/YYYY or use the calendar functionality.

**PIC Number (not compulsory):** The PIC (Participant Identification Code) is a unique 9-digit code used for the identification of legal entities of projects funded under a number of EU programmes (e.g. FP7, H2020...). In case your organisation is already registered, please include your PIC number.

**Legal address:** Enter Street name and no., PO Box, Town / City, Post code.

**Member State:** Select the relevant Member State from the drop-down menu

**Legal Representative information:** Enter Name, Surname, Street name and no., PO Box, Town / City, Post code (if they are identical to the legal address, you may copy them directly).

**Contact person information:** Enter Name, Surname, Street name and no., PO Box, Town / City, Post code (if they are identical to the legal address, you may copy them directly).

**Telephone/Fax:** Provide information for the contact person.

**Title:** Title commonly used in correspondence with the person in charge of proposal coordination.

**Function:** Provide the function of the person in charge of coordinating the proposal. Example: Managing Director, Project Manager, etc.

**Department / Service Name:** Name of the department and / or service in the entity coordinating the proposal and for which the contact person is working. The address details given in the fields which follow must be for the department/service and not the legal address of the entity.

**Website:** Provide the beneficiary's official website.

**Brief description of the activities of the beneficiary:** Please describe the entity, its legal status, its activities and its competence particularly in relation to the proposed actions. The description given should enable the Contracting Authority to evaluate the technical reliability of the coordinating beneficiary, i.e. whether it has the necessary experience and expertise for a successful implementation of the proposed project.

**Click on the 'Save' button available at the bottom of the form.**

**Your concept note has been now created in the eProposal system and the project acronym is automatically displayed on all screens and forms throughout the entire proposal.**

### 3.1.3 Project outline (B forms)

#### **Form B1 – Summary description of the project**

Please provide a Summary Description of your project. The description should be structured, concise and clear. It should include:

- **Environmental problem targeted:** Please provide a clear description of the environmental problem targeted by your proposal, including description of the causes, preoperational context and figures defining the baseline.
- **Project objectives:** Please provide a detailed description of main project objectives, listing them by decreasing order of importance. These objectives must be realistic (be achievable within the timeframe of the project with the proposed budget and means) and clear (without ambiguity).
- **Actions and means involved:** Please list the main project actions and explain what, how and where will be done during the project in order to reach project objectives. If the project success depends on the involvement of stakeholders, please identify them in this section and clarify how they will be involved.
- **Resubmission:** Please check the box "Has this proposal been submitted before?" if you are resubmitting this proposal. Please provide the references and acronym of the previous proposal. For example: "LIFE17 BIO/country/001040 "ACRONYM". This information is used for statistical purpose and to ensure the best quality evaluation.
- **Expected results and impacts:** Please list the main results and impacts (environmental benefits) expected at the end of the project. The expected results must be concrete, realistic and quantified as far as possible.
- **Sustainability of the Project Results:** Please describe how the continuation of necessary project actions will be ensured after the end of the project. Please also clarify how will you maintain and further build on the achieved project results, including transfer and replication and the necessary financing.
- **Project topics:** applicants are required to indicate whether the proposal addresses the project topics (**maximum two**) listed in section 2 of this document, by ticking the appropriate checkbox(es). If the proposal does not address any project topic, no checkbox should be ticked. Applicants will be able to describe the reasons why their proposal falls under the selected topic(s) only if they have chosen at least one topic.
- **Reasons why the proposal falls under the selected project topic(s):** The applicant has to briefly explain why the proposal is considered to fall under the selected project topic(s).
- **Project partnership:** Please describe in this form project partnership structure. If your project will be implemented with associated beneficiaries, please list key partners; explain their role in the project and expertise as well as actions that will be implemented by them.

You should also clarify in this section how your project will be co-financed, whether it will be financed by beneficiaries' own contributions or co-financed by other entities. Please note that financial contribution breakdown is to be provided in Form R1 (please refer to the paragraph on Financial application forms below). Please also clarify the status of co-financing (whether it is confirmed or to be confirmed). No written commitments from the associated beneficiaries or co-financers should be provided at this stage.

- **Expected risks and constraints related to project implementation and mitigation strategy:** Please list here main constraints and risks that can occur during the project implementation. Please clarify what strategy will be put in place in order to mitigate those risks.

#### **Form B2 – General character of the project:**

- **Project's pilot/demonstration character**

In order to be eligible for financing your project needs to be of either pilot or demonstration character.

Pilot projects are those that apply a technique or a method that has not been applied or tested before or that offer potential environment advantages compared to current best practice and that can be subsequently applied on a larger scale to similar situations.

Demonstration projects put in practice, test, evaluate and disseminate actions, methodologies, or approaches that are new or unknown in the specific context of the project, such as geographical, ecological, socio-economic and that could be applied elsewhere in similar circumstances.

Taking the above definitions in to account please indicate **and justify** whether your project is of pilot or demonstration character.

#### **Form B3 – EU added value of the project**

**EU added value of the project and its actions:** Please clarify how the project contributes to one or several of the specific objectives of the priority areas of the LIFE sub-programme for Environment. These are set out in Articles 10, 11 and 12 of the LIFE Regulation. Please also clarify how the project will contribute to the implementation, updating and development of European Union environmental policy and legislation.

### ***3.1.4 Financial application forms***

#### **Form R1 – Project budget**

The form summarises the financial structure of the project, by providing a budget breakdown for the project and an overview of the financing plan. While in Stage 2 it will be generated automatically (based on the data entered in the technical and financial forms), at concept note stage the applicants are required to fill in most of the relevant data themselves. Please note that only fields corresponding to the sums as well as values expressed in percentages will be completed automatically.

Applicants must provide indicative project budget per following cost category:

1. Direct personnel costs



2. Travel and subsistence costs
3. External assistance
4. Durable goods
  - a. Infrastructure
  - b. Equipment
  - c. Prototype
5. Land – not applicable for ENV strand
6. Consumables
7. Other costs
8. Overheads

Tab: Budget breakdown cost categories

You are required to provide Total costs in € and Eligible costs in € per each cost category. At concept note stage you are requested to provide only indicative budget per each cost category. Please note that the difference between Total costs and Eligible costs is linked to the depreciation of Durable goods and that the EU co-financing rate (see paragraph 1.6.4 for maximum rates according to the priority area) is calculated as a ratio between EU requested contribution and the Eligible costs.

When establishing eligible costs at concept note stage you are strongly advised to take into account the rules and eligibility requirements indicated in section 3.2.5

Tab: Contribution breakdown

Please also describe in form R1 the funding of the project indicating contributions requested by the beneficiary(ies) and / or co-financier(s), as well as the total EU contribution requested. The total in this table should equal the Total costs.

Please note that should your application be admitted to stage 2, you will be allowed to introduce changes to the total requested EU contribution within a margin of 10%. There is no limit to other changes in the budget (including total project cost) as long as the total EU contribution does not increase by more than 10%.



## 3.2 Stage 2 Full proposal

### 3.2.1 Structure Stage 2

Proposals are structured in the system<sup>64</sup> as follows:

- **Administrative forms (A forms)**
  - Form A1 – General project information
  - Form A2 – Coordinating beneficiary
  - Form A3 – Coordinating beneficiary declaration
  - Form A4 – Associated beneficiary declaration and Mandate
  - Form A5 – Associated beneficiary
  - Form A6 – Co-financiers
  - Form A7 – Other proposals submitted for European Union funding
  
- **Project outline (B forms)**
  - Form B1 – Summary description of the project
  - Form B2 - General character of the project
  - Form B3 – EU added value and socio-economic effects
  - Form B4 – Stakeholders involved and main target audience of the project
  - Form B5 – Expected constraints and risks related to the project implementation and mitigation strategy
  - Form B6 - Continuation / valorisation and long term sustainability of the project's results after the end of the project
  
- **Detailed technical description of the proposed actions (C forms)**
  - Form C0 – List of all actions
  - Form C1
    - A. Preparatory actions (if needed)
    - B. Implementation actions (obligatory)
    - C. Monitoring of the impact of the project actions (obligatory)
    - D. Public awareness and dissemination of results (obligatory)
    - E. Project management (obligatory)

---

<sup>64</sup> Refer to Annex III on how to create a proposal on-line by using the eProposal Tool

- Form C2 Reporting schedule
- **Financial application forms**
  - Form F1 – Direct personnel costs
  - Form F2 – Travel and subsistence costs
  - Form F3 – External assistance costs
  - Form F4.a – Infrastructure costs
  - Form F4.b – Equipment costs
  - Form F4.c – Prototype costs
  - Form F6 – Costs for consumables
  - Form F7 – Other costs
  - Form F8 – Overheads
  - Form FC – Financial contributions

Major changes introduced to the full proposal following the concept note stage **are not admitted. See form A7 for more details and also consult the Evaluation Guide as this might be a reason of failure linked to Eligibility criteria.**

Please note should your application be admitted to stage 2, the text that you provide in form A1, A2 and B1, B2 and B3 of concept note will be automatically transferred into corresponding forms/fields of full proposal. You will be able to edit previously provided information when preparing full proposal.

### **3.2.2 Administrative Forms (A forms)**

#### **Form A1 – General project information**

**Please refer to the instructions provided for the concept note stage on how to fill in this form.**

#### **Form A2 – Coordinating beneficiary**

**Please refer to the instructions provided for the concept note stage on how to fill in this form.**

In case you propose to include affiliated entities in your proposal, list them here clearly indicating their legal name, pic number (if available) as well as legal status and address. Please also explain in a separate document to be uploaded under the attachments in

eProposal ('Affiliates\_ACRONYM beneficiary) how the affiliated entities comply with the conditions described above in section 1.6.2.

For private non-commercial entities please provide the key elements that prove that the entity is recognised as such.

### **Form A3 – Coordinating beneficiary declaration**

This form is available at the end of form A2 under the heading 'A3 – Coordinating Beneficiary declaration'.

Some information contained in this form will be automatically retrieved from the data entered in other forms of the proposal.

Click on the 'Generate declaration' button and fill in manually the following fields:

- 'At...on...': indicate the place and the date of the signature.
- 'Signature': This form must be signed.
- 'Name(s) and status of signatory': The **name** and **status** of the person signing the form must be clearly indicated.

### **Important:**

Before completing this form, please check that the beneficiary does not fall into any of the situations listed in art. 136(1), 136(4) and 141 of the Financial Regulation n° 2018/1046 of 18 July 2018 (JO L 193 of 30/07/2018)<sup>65</sup> and that the beneficiary complies with all relevant eligibility criteria, as defined in the LIFE multiannual work programme for 2018-2020<sup>66</sup> and the LIFE Call documents, including this Guidelines for applicants.

For accuracy purposes, make sure that this form is **generated**, signed and dated **after** having entered all the technical and financial data into your application.

When the form is completed, scan it as an image file (not as a .pdf file, see accepted formats under the 'General rules' included in Annex 3), then upload it by using the 'Upload declaration' button.

### **Form A4 – Associated beneficiary declaration and Mandate**

This form is available at the end of form A5 (see below) under the heading 'A4 – Associated Beneficiary declaration and Mandate'; click on 'Generate declaration'.

For completing this form, please also **see instructions for form A3**.

The forename and surname of the legal representative of the future associated beneficiary signing the form is automatically filled.

---

<sup>65</sup> <https://eur-lex.europa.eu/legal-content/EN/TXT/?qid=1549552252045&uri=CELEX:32018R1046>

<sup>66</sup> <https://eur-lex.europa.eu/legal-content/EN/TXT/?qid=1518531793134&uri=CELEX:32018D0210>

You need to manually fill-in the following fields:

- The forename and surname of the legal representative of the future coordinating beneficiary of the project.
- 'At....on....': Indicate the place and the date of the signature.
- 'Signature': This form must be signed.
- 'Name(s) and status of signatory': The **name** and **status** of the person signing the form must be clearly indicated.

### **Form A5 – Associated beneficiary**

Click on the 'Create Associated Beneficiary' button: fill-in all necessary information and click on 'Save' button. The Associated Beneficiary then appears in the list of Associated Beneficiaries.

For completing this form, please **see instructions for form A2**.

If the associated beneficiary is not legally registered in the EU, select the country from the drop-down list.

### **Form A6 – Co-financiers**

If a co-financier will contribute to the project, click on the 'Add Co-financier' button: fill-in all necessary information and click on 'Save' button. The Co-financier then appears in the list of Co-financiers.

For completing this form, please **see also the instructions for form A3 above**.

**Note that the co-financier contribution will have to be entered in form FC** (see below).

**Status of the financial commitment:** please indicate either "*Confirmed*" or "*To be confirmed*". If the status is "to be confirmed", this must be explained. Note that at a later stage in the selection process you will be required to provide the A6 form with status "confirmed".

When the form is completed, scan it as an image file (not as a .pdf file, see accepted formats under the 'General rules' included in Annex 3), then upload it by using the 'Upload declaration' button.

**Important note:** A coordinating / associated beneficiary should only appear in the proposal with that single role of coordinating / associated beneficiary and not also as a co-financier. In case a coordinating / associated beneficiary wishes to be a net financial contributor to the project, they should still only submit forms A2/A3 or A4/A5 in which their financial contribution may be higher than their foreseen costs.

## **Form A7 – Other proposals submitted for European Union funding**

Please check the box "Has this proposal been submitted before?" if you are resubmitting this proposal. Please provide the references and acronym of the previous proposal. For example: "LIFE17 BIO/country/001040 "ACRONYM". This information is used for statistical purpose and to ensure the best quality evaluation.

**Applicants should not underestimate the importance of this form:** Clear and complete answers must be provided to each question (max 5000 characters for each question). The beneficiaries must inform the Contracting Authority about any related funding they have received from the EU budget, as well as any related ongoing applications for funding from the EU budget. The beneficiaries must also check that they are not receiving on-going operating grants from LIFE (or other EU programmes) that would lead to double financing.

### **Failure to signal this in the appropriate form might lead to rejection of the proposal.**

If the applicant is proposing a continuation of a previous LIFE project, he should clearly describe in this form why a further project phase is needed and, how this will complement the results achieved with the previous project ensuring that no double financing will occur.

LIFE projects should not finance actions that are better financed by other EU funding programmes (see, section 1.6.15). **Applicants must therefore verify this aspect carefully** and provide the fullest possible information in their answers. Supporting documents (e.g. extracts from the texts of the relevant programmes) should be provided (as far as possible and appropriate). Please also note point 1 of the declaration in form A3 that you have to sign; national authorities may be asked to review this declaration.

**Major changes introduced to the full proposal following the concept note stage:** you are requested to list and justify any major changes to your project introduced during stage 2. Major changes are those that refer to the actions, partnership and budget. The requested EU contribution may increase by a maximum of 10% of the amount originally requested in the concept note. Please note that changes cannot lead to the change of the project nature and that this might lead to failing the Award phase.



### 3.2.3 Project outline (B forms)

#### **Form B1 – Summary description of the project (to be completed in English)**

Please refer to the instructions provided for the concept note stage on how to fill in this form.

#### **Form B2 – General character of the project:**

- **Environmental problem targeted**

Please provide a clear description of the environmental problem targeted by your proposal. Explain why you consider that this problem is related to European environmental policy and legislation.

- **Project's pilot/demonstration character**

This is a key section and should be completed with great care justifying in a detailed and comprehensive way why the project should be considered as pilot or demonstration.

For this purpose applicant should refer to the definition of Pilot and Demonstration projects as described in section 1.2 and the additional information required for close-to market or other type of projects as described in section 2.3.

**Elements such as technical readiness, process and state of the art, as well as the scale and output of the project, are often overlooked by applicants while they are crucial, particularly for the technical selection phase and also for the assessment of the Award criterion 1.**

**So great care should be devoted to the clear, detailed and precise description of those crucial elements.**

If the applicant is proposing a **Pilot project** according to the definition in section 1.2, the applicant has to justify that the technique or method employed in the proposal **has not been applied or tested before, or elsewhere worldwide.**

If the applicant is proposing a **Demonstration project** according to the definition in section 1.2, the applicant has to justify that the actions, methodologies or approaches proposed **are new or unknown in the specific context of the project**, such as the geographical, ecological or economic context (e.g.: novelty in project's industry).

With regard to the award criterion 5 (*EU added value: contribution to the project topics*), the applicant must provide in this form clear evidence of the novelty of his proposal, compared to similar existing best practices, if he deems his proposal is **new or unknown Union wide.**

## **Form B3 – EU added value and socio-economic effects:**

### **EU added value of the project and its actions:**

The information provided in this field will be used, inter alia, for the evaluation of the proposal under the following award criteria (for details see the *Guide for the evaluation of LIFE project proposals 2020*):

- **Award criterion 3** - Extent and quality of the contribution to the specific objectives of the priority areas of the LIFE Sub-programme for Environment

Please indicate whether and how your project contributes to the updating, the development as well as to the implementation of one or several of the specific objectives of the priority areas of the LIFE sub-programme for Environment as set out in Articles 10, 11 and 12 of the LIFE Regulation. **Environmental benefits will be assessed under this criterion and considered as an indicator of the extent and quality of such contribution;** they must be concrete, realistic and quantified as far as possible and must be presented in a life-cycle reasoning where relevant.

Quantification of environmental benefits: the improved performances/advantages introduced by the proposed solution must be quantified in terms of the expected environmental benefits during the project duration and 3-5 years after the end of the project. This must be done by clearly indicating what the chosen baseline is. Furthermore, consistency with expected results (Form B1) and values reported in the table on LIFE Key project level indicators shall be ensured.

- **Award criterion 6** - EU added value: synergies and transnationality

Please indicate whether and how your project addresses: Synergies, Green Public Procurement, Ecolabel, uptake of EU-research results and Transnationality.

With regard to the bonus for uptake of results from EU financed research projects, this will be awarded only if a brief but comprehensive description of such results and of how they will be used for the implementation of the LIFE project is included in this form.

For further guidance on how these aspects will be assessed please refer to the relevant Evaluation guidelines.

### **Replication and Transfer:**

Replication and transfer (in Award criterion 4)

Please describe your replication and transfer strategy during and after project implementation (see section 1.6.13 for further details). As explained below specific project

activities will have to be envisaged to support statements made here (see section 3.2.4.on 'Detailed technical description of the proposed actions C forms').

In the context of this priority area a strategy to ensure replication and transfer of project results to other contexts means going further than simply committing to project continuation, but entails a clear and sound plan supported by project activities that would allow replication/transfer to other sectors, entities, regions or countries. Please be aware that replication and transfer are different from continuation that is addressed in Form B6. However replication and transfer are part of an overall sustainability strategy.

**For this purpose applicant should refer to the information required for close-to market or other type of projects as described in section 2.3.**

### **Socio-economic effects of the project:**

Please indicate the probable impact of the project actions on the local economy and population. In particular, applicants are expected to elaborate on the assessment of the impact on jobs and growth, also taking into consideration the continuation of the project and relevant replication/transfer scenarios. In this regard, consistency shall be ensured between jobs and growth data reported in this form and values reported in the table on Performance Indicators.

Close-to-market projects should also address market positioning, supply chain, competitors and economic feasibility of the proposed solution. Applicants must show knowledge of the reference market (i.e. actual and potential market size, features of prospective customers and of their demand, market and regulatory barriers etc.), of the requirements related to the establishment of a supply chain for the proposed solution and of their competitors (i.e. who they are, their market shares, their competitive advantages etc.). Applicants should clearly position themselves with respect to these elements explaining the economic feasibility of the proposed solution and its positioning in terms of cost, price or other economic investment variables (e.g. payback period, net present value etc.) when more appropriate.

**For this purpose applicant should refer to the information required for close-to market projects as described in section 2.3.**

### **Form B4 – Stakeholders involved and main target audience of the project**

Indicate the stakeholders the proposal intends to involve and how. Please indicate what kind of input you expect from them and how their involvement will be used in the project and useful and/or needed for the project.

Describe target groups and methods for dissemination of knowledge. Comment on activities for general publicity and / or marketing of the concept during and after implementation.

### **Form B5 – Expected constraints and risks related to the project implementation and mitigation strategy**

It is important that applicants identify all possible **internal or external events** ("constraints and risks") that could have **major negative impacts** on the successful implementation of the project. Please list such constraints and risks, in the decreasing order of importance. Please

also indicate any possible constraints and risks due to the **socio-economic environment**. For each constraint and risk identified, please indicate how you envisage overcoming it.

You are also strongly advised to include in this section any details on licences, permits, EIA, etc., and to indicate what support you have from the competent bodies responsible for issuing such authorisations. The experience of the LIFE programme has shown that some projects have difficulties completing all actions within the proposed project duration, due to unforeseen delays and difficulties encountered during the project. It is important that applicants identify all possible external events ("constraints and risks") that could cause such delays. One possible reason for such difficulties is the obligation to perform assessments that were not foreseen during the preparation of the LIFE project, in particular:

- Environmental Impact Assessment (EIA), according to the Directive 85/337/EEC (the EIA Directive), codified by Directive 2011/92/EU of 13 December 2011<sup>67</sup>;
- Strategic Environmental Assessment (SEA), according to the Directive 2001/42/WE (the SEA Directive)<sup>68</sup>;

These assessments may involve long administrative procedures and data collection analysis. This is normally not a problem if the time and funds necessary are foreseen in the project.

Therefore, before submitting a LIFE proposal, applicants should find out whether one or more of the assessments mentioned above will be required under EU or national law.

Applicants should describe in Form B5 how these issues are taken into account and how they envisage overcoming potential problems. To pre-empt unforeseen problems good communication and consultation with the competent authorities in charge of these procedures is essential. This should already be done at the beginning of the LIFE proposal preparation. Form B5 is the correct place to indicate whether the competent authorities in charge of assessments procedures have been consulted and the results of these consultations.

**Finally, please detail how you have taken into account the risks identified into the planning of the project (time planning, budget, etc.) and the definition of the actions.**

### **Form B6 - Continuation / valorisation and long term sustainability of the project's results after the end of the project:**

Describe how the project will be continued after the end of the LIFE funding, what actions are required to consolidate the results in order to ensure the continuation of the project results. Please describe a clear strategy or mechanisms to be put in place to ensure that the results of the project will continue after the funding period. This goes beyond dissemination and After-LIFE plan.

---

<sup>67</sup> Codified version of the EIA Directive:

<http://eur-lex.europa.eu/LexUriServ/LexUriServ.do?uri=OJ:L:2012:026:0001:0021:EN:PDF>

<sup>68</sup> SEA Directive:

<http://eur-lex.europa.eu/LexUriServ/LexUriServ.do?uri=OJ:L:2001:197:0030:0037:EN:PDF>

Information included in this form as well as the project activities linked to the continuation strategy will be considered under Award criterion 4 (EU added value: sustainability, point linked to continuation). Please be aware that continuation is different from replication and transfer that is addressed in Form B3. However, continuation is part of the overall sustainability strategy assessed under Award criterion 4.

**Project activities should show such commitment and already prepare for project continuation during the project timeframe. For this purpose applicant should refer to the information required for close-to market or other type of projects as described in section 2.3.**

Please note that information provided in this section may be updated during the project life according to the project's results.

In particular, please reply to the following questions:

- **Which actions will have to be carried out or continued after the end of the project?** Please list such project actions indicating their reference (e.g. A1, A2...) and title.  
Examples of typical activities that would have to be included in light of such continuation during the project are described in section 2.3.
- **How will this be achieved? Which resources will be necessary to carry out these actions?** Please indicate how the above actions will be continued after the project, by whom, within what timeframe and with what financing the above actions will be continued after the project. Resources discussed here are technical, financial and human ones.
- **To what extent will the results and lessons of the project be actively disseminated after the end of the project to those persons and / or organisations that could best make use of them? (Please identify these persons / organisations):** Please indicate how dissemination activities will continue after the end of the project. Please list the persons / organisations that have been so far identified as targets for these dissemination activities.

#### ***3.2.4. Detailed technical description of the proposed actions (C forms)***

The applicant must list all the actions that will be implemented under the project. **There are 5 types of actions:**

- A. Preparatory actions (if needed)
- B. Implementation actions (obligatory)
- C. Monitoring the impact of the project actions (obligatory)
- D. Public awareness and dissemination of results (obligatory)
- E. Project management (obligatory).

To be considered eligible for funding, all actions must meet each of the following conditions:

- the need of the action has to be well justified in view of the objectives of the projectand

- the long-term sustainability of the investments must be guaranteed.

Under each type of action (A, B, C...), the applicant must list the different actions: A1, A2 ..., B1, B2 ... C1, C2 ... etc. Sequential numbers under the same category of actions are generated automatically and their order may be changed using the 'Up↑' and 'Down↓' arrows. Inside each action (A1, A2, ..., B1, B2,....etc.) specific sub-actions (A1.1, A1.2, ....) may be included by the applicant (manually) in the section "**Description (what, how, where, when and why)**". When structuring a proposal, it is strongly recommended to limit the number of actions as much as possible grouping them into homogenous activities and clarifying the logical flow through sub-actions. **Please be reminded that the number of actions and sub-actions should be limited to those strictly necessary to clarify the logical flow of the project.** See example below on what is recommended and what is not:

### Recommended

#### **D – Public awareness and dissemination of results**

##### *Action D1 – Dissemination planning and execution*

- *Description of methods employed (what, how, where, when, why)*

*Sub-action D1.1 – Networking with other projects*

*Sub-action D1.2 – Dissemination planning and Development of the Dissemination Pack (including website, notice boards, Layman's Report, project video, events)*

### Not recommended

#### **D – Public awareness and dissemination of results**

##### *Action D1 – Dissemination planning and execution*

- *Description of methods employed (what, how, where, when, why)*

##### *Action D2 – Development of the Dissemination Pack*

- *Description of methods employed (what, how, where, when, why)*

##### *Action D3 – Layman's Report*

- *Description of methods employed (what, how, where, when, why)*

#### Action D4 – Project Website

- *Description of methods employed (what, how, where, when, why)*

#### Action D5 – Networking with other projects

- *Description of methods employed (what, how, where, when, why)*

It is recommended that only actions that are expected to have an important output for the project. are presented as a **separate action**.

The actions must be described as precisely as possible. The descriptions may be accompanied by maps locating the actions, explanatory graphs, tables or pictures which may be included in the forms by using the “Pictures” functionality. Actions must not be confused with deliverables.

The description of each action should clearly indicate the links with other actions and should clearly (and in quantitative terms) indicate how it contributes to the project's overall objectives. There should be a **clear coherence between the technical description of the action and the financial resources allocated**.

For each action, the applicant should provide the following information:

- **Name of the action:** Please ensure that the name is short (maximum 200 characters) and that it clearly reflects the objective of the action.
- **Beneficiary responsible for implementation:** Please indicate by selecting from the drop-down menu which of the project's beneficiaries will be in charge of the coordination of the implementation of this action. Should more than one beneficiary be implicated, please give full details of which beneficiary is responsible for what in the text field (max 500 characters) available under the drop down list.
- **Description (what, how, where, when and why):** Please describe the content of the action indicating what will be done, using what means, on which location / site, with what duration and within what deadline. Specify the links with other actions. Please indicate **why** the action is necessary and how it will contribute to reaching the project's objectives. For actions implemented outside the EU, full details should be provided on why such actions are necessary to achieve EU environmental objectives and to ensure the effectiveness of interventions carried out during the LIFE project in the Member State territories to which the Treaties apply. Specific sub-actions (A1.1, A1.2, ....) may be included by the applicant manually in this section (see example for Action D above).
- **Assumptions related to major costs of the action):** Please summarise the methodology used for estimating the costs of the main expenditures in this action (e.g. no. days \* average cost / day,...). Please note that the total cost of the action as inserted in financial forms is displayed automatically (sum of the cost lines created in the F forms for that Action); when creating a new action, this value is by default 0 €. You must give details of the different calculations and estimations on which this total cost is based.
- **Deliverables:** Please list all deliverable products associated with each action and the corresponding completion deadline (day/month/year) by using the 'Add' button.

**Deliverable products** are all those **tangible** products that can be shipped (e.g. management plans, studies and other documents, software, videos, etc). For each deliverable, please include the deadline for its completion (day/month/year). Please note that any deliverable product will have to be **submitted as a separate document** (bearing the LIFE logo) to the Contracting Authority together with an activity report.

- **Milestones:** Please list all project milestones associated with each action and the corresponding delivery / achievement deadline (day/month/year). **Project milestones** are defined as **key moments** during the implementation of the project e.g. "Nomination of the Project Manager", "Initial operation of prototype", "Final conference", etc. The corresponding documents do not need to be submitted to the Contracting Authority. You will need to inform the Contracting Authority whether the milestone has been completed or not in the technical reports you will send to the Contracting Authority.
- **Timetable:** For each project action, please tick the corresponding implementation period. When planning the implementation period of your project, please bear in mind that a LIFE 2020 project cannot start before 1 September 2021 Also, please add an appropriate safety margin at the end of the project to allow for the inevitable unforeseen delays.

Please find below indication on the additional information to be provided for specific actions.

### **Form C0 – List of all actions**

This form allows the applicant to create all the actions foreseen in the project, per type of action (A, B, C,...), by using the 'Add project action' button. Once an action has been created, you may use the 'Save and next' button to directly create another action.

**Very important: project actions have to be created before you are able to introduce any costs in the financial F forms.**

### **Form C1**

#### **A. Preparatory actions (if needed)**

As a general principle, all preparatory actions must produce practical recommendations and/or information that can be implemented (either during the project or after the project) and be used without requiring further preparatory work. Projects may not include preparatory actions that have been fully completed prior to the start of the project.

Preparatory actions should:

- be clearly related to the objective(s) of the project;
- be significantly shorter than the project duration and end well before the end of the project;
- not be research actions, unless they fall under the exceptions described in point 1.6.15 of this Guide,



Preparatory actions should thus primarily remain restricted to the preparation of the actual implementation phase of the project (technical planning, permit procedures, stakeholder consultations, etc.).

The preparatory actions should cover all that has to be completed to allow the start or proper implementation of other project actions indicated in categories B, C, D, E or F. This includes the preparation of technical documents (blueprints, ...) and any administrative or legal procedure needed to be carried out (consultation, call for tender, deliberations, training etc.).

If the elaboration of a management plan and / or action plans is foreseen, the description of the corresponding preparatory action should specify what will be done to ensure that these plans will be implemented (e.g. competent authorities adopt the plan before the end of the project).

Where preparatory actions do not lead to direct implementation during the project, their description should include a sufficient set of explanations, commitments and guarantees to show that their full implementation after the project is effectively ensured. Otherwise, such actions may be deleted from the project during the revision phase.

## **B. Implementation actions (obligatory)**

The output of all B actions should be **concrete, measurable and with a clear benefit** for the environmental problem targeted by the project. This benefit should be **measurable** and should be measured and evaluated under **C-category monitoring action(s)**. The output of each action should be indicated in the 'expected results' section. It should be quantified when possible.

Furthermore *pilot/demonstration* projects **must also include substantial actions and/or sub-actions to ensure continuation as well as replication/transfer (Award criterion 4, Sustainability)**. Project activities should show the commitment to maintain projects results after its end and already prepare for project continuation through concrete actions and sub-actions during the project timeframe. Furthermore, additional actions or sub-actions shall provide the basis for cost-efficient replication/ transfer of the solutions proposed and results obtained either during or after the end of the project. This goes beyond transfer of knowledge and networking, and involves putting the techniques, methods or strategies developed or applied in the project into practice elsewhere. Successful continuation/replication/transfer require a strategy including tasks to multiply the impacts of the projects' solutions and mobilise a wider uptake, reaching a critical mass during the project and/or in a short and medium term perspective after the end of the LIFE project. **Please refer to section 2.3.1, points f) and g), or to section 2.3.2 points e) and f) for details on typical activities that would have to be included to support a credible sustainability as well as replication and transfer strategy.**

A **business plan** is compulsory for close-to-market projects (see section 2.3.1) and must be included as a deliverable of a relevant B-action.

The development of credible **replication and transfer plan** is compulsory for all projects and must be included as a deliverable of a relevant B-action.

### **C. Monitoring of the impact of the project actions (obligatory)**

Each project will have to report on the outputs and impact of the project taking into account the **LIFE Key project level indicators (KPIs)** (see the excel table: LIFE Key project level indicators Call 2020). These KPIs will contribute to evaluating the impact of the LIFE project on an environmental but also socio-economic level (e.g. via actions impacting the local economy and population). Please review the project indicators excel table and complete them with the estimated impact of the proposed solution that will be achieved by the end of the project. Please include clear quantification in absolute terms but also relative to the initial baseline. Please also provide estimations for 3 or 5 years after the project-end (please select the timeframe most suitable for your project). This excel table of LIFE KPIs has to be submitted through eProposal as an attachment.

Please note that, an KPI webtool database will be made available to successful applicants. KPI database preview videos can be accessed for information at the following webpage: <https://ec.europa.eu/easme/en/section/life/life-reporting>. In case the videos cannot be displayed (this can happen, for example, if the applicant does not have the Flash Plugin installed in the browser), it is possible to download an .mp4 movie from the following link: [http://ec.europa.eu/environment/life/project/Projects/files/kpi/kpi\\_demo.mp4](http://ec.europa.eu/environment/life/project/Projects/files/kpi/kpi_demo.mp4). The KPI webtool database cannot be completed at application stage and is only presented to the applicants in order to demonstrate to them the type of information they will be asked to complete **after** their grant agreement is signed.

**A specific action(s) to monitor and measure the impact of the project** (that will feed the KPI webtool database), **should be part of the proposal** with a defined budget. The projects would need to enter their KPIs in the KPI webtool within the first 9 months from grant signature and a relevant deliverable should be included in the proposal. The deliverable should be an extract of the project data from the KPI webtool. Information on project impacts should then be provided in narrative form within any progress reports. Finally, the projects should update their KPIs in the KPI webtool at Final report stage, providing figures of what was actually achieved during the project. A relevant section should be added in the Final report.

Where relevant, applicants may implement a full Life Cycle Analysis (LCA) and include it as a project deliverable.

### **D. Public awareness and dissemination of results (obligatory)**

It is warmly recommended to limit D actions to a maximum of two (see example in section 3.3.3).

*LIFE Environment and Resource Efficiency* projects are pilot and/or demonstration. They **must include a significant set of activities (synthetically and homogeneously grouped in a few sub-actions) to disseminate the results of the project.**

Projects should typically include the following types of communication activities:

- information and awareness raising activities regarding the project to the general public and stakeholders. These activities should in general begin early on in the project.

- more technical dissemination activities aimed at transferring the results and lessons learnt **to those stakeholders that could usefully benefit from the project's experience**
- Networking

For each action, please specify and justify the target audience. If an action involves meetings (e.g. with local stakeholders), you should estimate the number of meetings, specify the targeted stakeholders and explain how this will help the project. If an action concerns brochures, leaflets, publications, films ..., specify the target audience. Should an action concern visitor access, specify what will be done, where, how many visitors are expected, how this will help the project, etc. Should beneficiaries plan to present the project results in national / international events (conferences, congresses), the relevance and added value for the project should be clearly explained.

All actions should specify the expected results in qualitative and quantitative terms (e.g. improved support from the local community, 2500 persons informed, 3000 newsletters circulated, ...), indicating how this serves the project's objectives.

The following dissemination activities are considered **obligatory** and shall be grouped in **one sub-action which** includes the following list of deliverables:

- **Notice boards** (deliverable) describing the project shall be displayed at strategic places accessible to the public. The LIFE logo should always appear on them.
- a newly-created or existing **website** (with the LIFE logo) (deliverable),
- A **layman's report** (deliverable).

**Networking with other projects** (including LIFE III, LIFE+ and/or LIFE projects), information exchange activities etc., should be presented as one distinct **obligatory** sub-action.

**Media work, organisation of and participation to events, production of brochures and films, technical publications** are not considered obligatory, but are foreseen in many projects and they are welcome as evidence of good dissemination.

See the Model LIFE Grant Agreement for full details of communication and dissemination requirements. The LIFE website <https://ec.europa.eu/easme/en/life-communication> also contains detailed advice on communication and dissemination actions and the guidelines on [how to design a LIFE web-site](#).

**E. Project management (obligatory)**

The applicant should list the different activities (synthetically and homogeneously grouped in a few sub-actions) aiming at managing / operating the project and ensuring quality control and risk management, including contingency planning. This typically involves at least all of the following activities and associated costs:

**Overall project management:**

Each project must include one sub-action named "Project management by (name of the beneficiary in charge)". This sub-action should include a description of the project **management staff** and describe management and reporting duties of the project beneficiaries, even if no costs will be charged for this to the project.

Please include a **management chart** of the technical and administrative staff involved. This chart must provide evidence that the coordinating beneficiary (Project Manager) has a clear authority and an efficient control of the project management staff, even if part of the project management would be outsourced. Explain if the management staff has **previous project management experience**.

A full-time project manager is **strongly recommended**. If a coordinator or project manager also directly contributes to the implementation of certain actions, an appropriate part of his/her salary costs should be attributed to the estimated costs of those actions.

It is expected that the project management is carried out by the staff of the coordinating beneficiary. However, outsourcing of project management is possible on the basis of an appropriate justification, provided the coordinating beneficiary retains full and day to day control of the project. The proposal should clearly describe how this control will be guaranteed.

Please also include a **rationale of the project consortium** by indicating, for each beneficiary, the country and the role in the project. Please include the table below as an attachment in "Project management":

	Country	Role in the project
[Beneficiary 1]		
[Affiliate to Beneficiary 1]		
[Beneficiary 2]		
[Beneficiary 3]		

In case you propose to include affiliated entities in your proposal, they shall also be reported in the table.

### **Audit report (Certification on Financial Statement):**

Where required (see the Model LIFE Grant Agreement), this audit should not only verify the respect of national legislation and accounting rules but should also certify that all costs incurred respect the Model LIFE Grant Agreement. In the financial forms, the costs for the audit should be under the budget item "Other costs". Audit report must be added to the list of deliverables. No specific sub-action is required.

### **After-LIFE Plan:**

The coordinating beneficiary must produce an "**After-LIFE Plan**" and submit it with the final report. It is compulsory to include a comprehensive **exploitation plan**, as part of the After-LIFE Plan, for projects falling under the provisions set in section 2.3.2 (see section 2.3.2, point e)). It shall be presented in the beneficiary's language and optionally in English, in paper and electronic format. For pilot and demonstration projects, the After-LIFE Plan shall in addition set out how the dissemination and communication of the results will continue after the end of the project. It should give details regarding what actions will be carried out, when, by whom, and using what sources of finance. A separate sub-action for this plan should be added to the proposal and the plan must be added to the list of deliverables.

### **Form C2 Reporting schedule**

#### **Activity reports foreseen:**

The coordinating beneficiary shall report to the Contracting Authority about the technical and financial progress of the project. The project's achieved results and possible problems should be highlighted in these reports.

Note that the grant agreement, project management, formal reporting (excluding annexes or deliverables) and all communication with the Contracting Authority must be in English, even if the language of the project proposal is different. The costs for translation of reports (excluding annexes or deliverables) are therefore eligible.

For projects with a duration exceeding 24 months or requesting an EU contribution of more than € 300,000, a Mid-term report with a request for a second pre-financing payment has to be provided. For projects with a duration exceeding 48 months and an EU contribution of more than € 4,000,000, if the coordinating beneficiary wishes to request a third pre-financing payment, a second Mid-term Report has to be provided. The Mid-term report(s) are to be delivered, together with the requests for mid-term pre-financing, in line with the thresholds defined in the Model LIFE Grant Agreement. One "Final Report with payment request" shall be submitted, not later than 3 months after the project end date. It is then also suggested to put the submission of the Final Report in the reporting schedule on the date 'end date project + 3 months'. Please note that the reporting schedule may be modified during the revision phase. "Progress reports" may be added if deemed necessary depending on complexity and duration of the project. Please consult the Model LIFE Grant Agreement for full details on reporting obligations of LIFE projects.

### 3.2.5 Financial application forms

***Important:*** *The project's budget must only include costs which are in accordance with the Model LIFE Grant Agreement (Art. I.13 & Art. II.19). The EU contribution will be calculated on the basis of eligible costs.*

#### **General remarks**

Please make sure that **all costs are rounded down** to the next integer. Decimals cannot be entered in the forms.

The coordinating beneficiary and associated beneficiaries, entities identified as 'affiliated entities' as well as other companies that are part of the same groups or holdings, cannot act as sub-contractors.

Internal invoicing (i.e. costs that result from transactions between departments of a beneficiary) is to be avoided and will only be allowed if it excludes all elements of profit, VAT and overheads. Please note that costs incurred by the same legal entity should in principle be declared under the correct cost categories (personnel costs, consumables, other costs, etc).

All contracts attributed under any of the cost categories should respect the principle of absence of conflict of interest, regardless of the amount involved.

Value added tax paid by the beneficiaries is eligible except for:

- a) taxed activities or exempt activities with right of deduction;
- b) activities engaged in as a public authority by the beneficiary where it is a State, regional or local government authority or another body governed by public law.

For each cost line, select from the drop-down menus the short name of the beneficiary that will incur the respective cost and the number of the action to which the respective cost is related.

To add a cost line use the 'Add' button, to delete a cost line use the 'Delete' button.

All financial forms are tab activated: in order to create costs lines quickly, you may use the Tab key on your keyboard to move from one field to the next one, and then to the 'Add' button (then press the 'Enter' key: the cost line is added).

If project beneficiaries wish to be involved in project actions at € 0 cost (and have this piece of information reflected in the declarations A3/A4), they have to enter in the financial forms F1-F7 the respective action with the corresponding € 0 cost.

If project beneficiaries (private organisations) wish to include their 'affiliates' in the project, then they should indicate in the description of the cost items concerned that the cost will be incurred by their 'affiliate + name'. Please note that the use of affiliates should be introduced in Art. I.7 of the future grant agreement.

#### **Form F1 – Direct personnel costs**

**Public body personnel:** The salary costs of public body personnel may be funded only to the extent that they relate to the cost of project implementation activities that the relevant public body would not have carried out had the project concerned not been undertaken. The personnel in question, irrespective of whether they are working full or part time for the

project, must be specifically seconded/assigned to a project; the individual assignment shall either take the format of a contractual document or that of a letter of assignment signed by the responsible service or authority of the relevant beneficiary.

Moreover, the sum of the public bodies' contributions (as coordinating beneficiary and / or associated beneficiary) to the project budget must exceed (by at least 2%) the sum of the salary costs charged to the project for personnel who are not considered "additional" (*please see Article II.19.2, (a)(iii) of the General Conditions of the Model LIFE Grant Agreement*). This will be automatically checked under Report R4 – Compliance with 2% rule – when your proposal is validated by eProposal prior to submission, and also both during the selection phase and when calculating the final EU contribution at the end of the project.

The definition of '**additional**' personnel costs includes the costs of all personnel – permanent or temporary – of public bodies whose contracts or contract renewals:

- start on or after the start date of the project or on or after the date of signature of the grant agreement in case this signature takes place before the project start date, and
- specifically seconded/assigned to the LIFE project

Further guidance on the above can be found in Annex X of the model grant agreement.

**Type of contract:** Select from the drop-down menu Additional or Non-Additional Staff (in line with the definition above).

Note that service contracts with individuals (i.e. natural persons) may be charged to this category on condition that Art. II.19.2 (a) of the model LIFE grant agreement is respected i.e. the person works under conditions similar to those of an employee (in particular regarding the way the work is organised, the tasks that are performed and the premises where they are performed); the result of the work belongs to the beneficiary (unless exceptionally agreed otherwise); and the costs are not significantly different from the costs of staff performing similar tasks under an employment contract with the beneficiary..

*Important: The time each employee spends working on the project shall be recorded and certified on a timely basis (i.e. every day, every week) using time sheets or an equivalent time registration system unless the employee is specifically assigned to the project full time or for a fixed percentage of his/her time or if he/she works less than 2 days per month on average for the LIFE project within a calendar year.*

**Category / Role in the project:** You should identify each professional category in a clear and unambiguous manner to enable the Contacting Authority to monitor the labour resources allocated to the project. The description shall be brief and clear (e.g. Senior researcher). *Examples of staff categories / roles in the project are: senior engineer / project manager, technician / data analysis, administrative / financial management, etc.* In case the professional category is not explanatory of the role that the person will play in the project, you should include the additional information not here but in the section "Assumptions related to major costs of the action" of the related action (C-forms). For example if the role is Senior researcher in the field of Agricultural Economics, you shall only include here 'Senior researcher', the additional information shall be included in the related action.

**Daily rate:** The daily rate charged for each member of personnel is calculated on the basis of gross salary or wages plus obligatory social charges and other statutory costs (provided that these costs are in line with the beneficiary's usual policy on remuneration), excluding any other costs (see Annex X of the model LIFE grant agreement for further guidance on this).

For the purpose of establishing the budget proposal only, the daily rate may be calculated based on indicative average salary costs which are reasonable for the concerned category of personnel, sector, country, type of organisation, etc. Please consider predictable salary increases when estimating the average daily rates for the project duration.

The total number of productive time per year per person should be calculated on the basis of the total working hours/days according to national legislation, collective agreements, employment contracts, etc. An example for determining the total productive time per year could be as follows (provided what is established in the appropriate legislation):

Days / year	365 days
Less 52 weekends	104 days
Less annual holidays	21 days
Less statutory holidays	15 days
Less illness / other (when relevant)	10 days
= Total productive time	<u>215 days</u>

Please note that the daily rates indicated in the budget proposal must not be used when reporting the costs of the project; only actual costs, i.e. actual rates and actual hours/days worked on the project may be charged. Any significant deviations from the budgeted costs will have to be justified. Personnel costs shall be charged on the basis of hourly/daily rates obtained by dividing the actual annual gross salary or wages plus obligatory social charges and other statutory costs included in the remuneration of an employee by the actual total productive hours/days for that employee. In case the actual total productive hours/days for the employee are not to be recorded in a reliable time registration system (e.g. when working less than 2 days per month on average for the LIFE project within a calendar year or when working full time or on the basis of a fixed percentage of time as indicated in the employment contract) a default value of 1720 productive hours shall be used.

**Number of person-days:** The number of person-days needed to carry out the project.

**Direct personnel costs:** calculated automatically by multiplying the total number of person-days for a given category by the daily rate for that category.

### **Form F2 – Travel and subsistence costs**

*Note: Under this budget category applicants should foresee the travel costs for 2 persons from the project to attend a kick-off meeting with the Contracting Authority representatives.*

**Beneficiary and Action number:** Please select the Beneficiary and the action number to which the travel and subsistence costs are referred to

**Destination:** Please select the corresponding type of destination: national, inside EU, outside EU

**Explanation of assumptions:** Provide a brief and clear explanation about the assumption used to calculate the travel and subsistence rate.



The purpose of travel must be clearly described (including the number of days and persons traveling for the same purpose), in order to allow an assessment of the costs in relation to the objectives of the project.

(examples for completing the field 'explanation of assumptions': '2 persons x 1 dissemination event 'xxx' for 2 days', '1 person x 1 technical co-ordination meeting x 1 day', '3 persons x 3 project area visit x 2 days').

Only costs for travel and subsistence must be included here. Costs related to the attendance of conferences, such as conference fees, should be reported under "Other costs" (form F7). The cost of participation in a conference is only considered eligible if the project is presented at the conference. The number of participants in conferences is limited to those for whose attendance there is a valid technical justification.

Travel costs shall be charged in accordance with the internal rules of the beneficiary. Beneficiaries shall endeavour to travel in the most economical and environmentally friendly way – video conferencing must be considered as an alternative.

In absence of internal rules governing the reimbursement of the use of an organisation's own cars (in opposition to private cars) costs related to the use of these are to be estimated at 0.25 € / km. If only costs for fuel are foreseen, they should also be listed here.

Subsistence costs shall be charged in accordance with the internal rules of the beneficiary (daily allowances or direct payment of meals, hotel costs, local transportation etc.). Make sure that meals related to travel / meetings of the beneficiaries are not included if subsistence costs are already budgeted as per diem allowances.

**Travel and subsistence rate and number of travels:** Please insert the travel and subsistence rate and the number of travels. The field 'travel and subsistence costs' should contain the unit cost for one person, the field 'number of travels' should contain the number of travels per person (i.e. if two persons are traveling 3 times to a coordination meeting, then the number of travels is '6').

### **Form F3 – External assistance costs**

**General:** External assistance costs refer to sub-contracting costs: i.e. services / works carried out by external companies or persons (other than those for which costs can be included under Form F1), as well as to renting of equipment or infrastructure. They are limited to 35% of the total budget unless a higher level is justified in the proposal.

For example, the creation of a logo, establishment of a dissemination plan, design of dissemination products, publication of a book or renting of material should be included in external assistance.

Please note that any services supplied under subcontract, but which are **related to prototype development** should be budgeted under prototype and not under external assistance. Costs related to the **purchase or leasing** (as opposed to renting) **of equipment and infrastructure** supplied under subcontract (e.g. installation services) should be budgeted under those cost categories and not under external assistance if they are also depreciated in accordance with the accounting rules.

**Procedure:** Specify the procedure foreseen to sub-contract the work by using for public bodies 'public procurement' and for private entities: 'direct treaty', 'open tendering procedure',

'multiple offers' 'framework contract'. Subcontracts must be awarded in accordance with Articles II.10 and II.11 of the General Conditions of the Model LIFE Grant Agreement and the beneficiary's internal rules (for as far as they comply with the aforementioned Articles)

**Description:** Provide a clear description of the subject of the service that will be subcontracted, e.g. 'carrying out impact assessment', 'maintenance of ...', 'renting of ...', 'consultancy on ...', 'web page development', 'intra-muros assistance', 'organisation of dissemination event', etc. You may use maximum 200 characters for the description of the subcontract if necessary.

#### **General comments on Forms F4.a, F4.b and F4.c – Durable goods**

Please put in this category only those goods that the accounting rules of the beneficiary in question classify as durable goods (including goods obtained through financial leasing, i.e. with option to buy). Conversely, do not put anything in this category that the accounting rules of the beneficiary in question do not classify as durable goods.

In the sub-categories equipment and infrastructure, you need to indicate the actual cost as well as the value of depreciation, in accordance with Article II.19.2 (c) of the General Conditions of the Model LIFE Grant Agreement. Only the depreciation is an eligible cost for the project and the EU co-financing will be calculated on the basis of this amount.

*Important: Depreciation of durable goods already owned by beneficiaries at the start of the project is not eligible for LIFE funding.*

**Actual cost:** Full cost of the infrastructure or equipment without applying any depreciation.

**Depreciation:** Total value of the depreciation in the accounts of the beneficiaries at the end of the project.

For the purpose of establishing the budget proposal, the beneficiaries should estimate as precisely as possible the amount of depreciation for each item, from the date of entry into the accounts (if relevant) until the end of the project. This estimation is based on their internal accounting rules and / or in accordance with national accounting rules. The amount of depreciation to be included as eligible costs in the budget, is limited to a maximum of 25% of the actual cost for infrastructure and a maximum of 50% of the actual cost for equipment (i.e. per cost item). Blocking error messages will be displayed when validating the proposal if these rules are not being observed. **You should be aware of the fact that, although these are the maximum percentages in the LIFE programme, it does not mean they will be automatically accepted, because depreciation must firstly be in line with your internal accounting rules/national accounting rules as mentioned above.** Please note the exceptions listed under Annex X to the model grant agreement.

**Exception:** For prototypes, the eligible costs are equal to real costs under the conditions set up in Article I.13 of the Special Conditions and Article II.19.2 (c) of the General Conditions of the Model LIFE Grant Agreement.

#### **Form F4.a – Infrastructure costs**

**Procedure:** Specify the procedure foreseen to contract the work by using for public bodies 'public procurement' and for private entities : 'direct treaty', 'open tendering procedure', 'multiple offers' 'framework contract'. Contracts must be awarded in accordance with Articles II.10 and II.11 of the General Conditions of the Model LIFE Grant Agreement and the beneficiary's internal rules (for as far as they comply with the aforementioned Articles)

**Description:** Give a clear description and breakdown of the infrastructure per cost item, e.g. 'supporting steel construction', 'foundation of installation', 'fencing' etc.

**Important:** All the costs related to infrastructure, even if the work is carried out under sub-contract with an external entity, should be reported under this heading. In addition, the entity who directly owns or will own the infrastructure assets should be part of the project partnership.

**NB:** Projects dedicated to the construction of large infrastructure do not fall within the scope of the LIFE Programme and are therefore not eligible. A project is considered to be dedicated to the construction of large infrastructure if the actual cost (as defined above) of a "single item of infrastructure" exceeds € 500,000. A "single item of infrastructure" means all elements as described in form F4a that are physically bound to ensure the functionality of the infrastructural investment (e.g. for an eco-duct the bridge, barriers, signposting, etc.) Such amount may be exceptionally exceeded if full technical justification is provided in the proposal demonstrating the necessity of the infrastructure for ensuring an effective contribution to the objectives of Articles 10, 11 or 12 of the LIFE Regulation.

#### **Form F4.b – Equipment costs**

**Procedure:** Specify the procedure foreseen to contract by using for public bodies 'public procurement' and for private entities: 'direct treaty', 'open tendering procedure', 'multiple offers' 'framework contract'. Contracts must be awarded in accordance with Articles II.10 and II.11 of the General Conditions of the Model LIFE Grant Agreement and the beneficiary's internal rules (for as far as they comply with the aforementioned Articles)

**Description:** Provide a clear description of each item, e.g. 'laptop computer', 'database software (off-the-shelf or developed under sub-contract)', 'measurement equipment', 'mowing machine', etc.

#### **Form F4.c – Prototype costs**

A prototype is an infrastructure and/or equipment specifically created for the implementation of the project and that has never been commercialised and is not available as a serial product. It may not be used for commercial purposes during the life of the project. (See Article I.13 of the Special Conditions and Article II.19.2 (c) of the General Conditions of the Model LIFE Grant Agreement). Durable goods acquired under the project can only be accepted in this cost category when they are essential to the pilot or demonstration aspects of the project.

**Procedure:** Specify the procedure foreseen to contract by using for public bodies 'public procurement' and for private entities: 'direct treaty', 'open tendering procedure', 'multiple offers' 'framework contract'. Contracts must be awarded in accordance with Articles II.10 and II.11 of the General Conditions of the Model LIFE Grant Agreement and the beneficiary's internal rules (for as far as they comply with the aforementioned Articles)

**Description:** Give a clear description of the prototype.

**Important:** All the costs related to the prototype, even if the work is carried out under sub-contract with an external entity, should be reported under this heading.

#### **Form F6 – Costs for consumables**

**General:** Consumables declared on this form must relate to the purchase, manufacture, repair or use of items which are not placed in the inventory of durable goods of the beneficiaries (such as materials for experiments, animal feeding stocks, materials for

dissemination, repair of durable goods given that this is not capitalised and that they are purchased for the project or used 100% for the project etc.). Should the project include a significant dissemination activity in which substantial mailing or other communication forms are used, the corresponding costs may also be declared here.

Costs for consumables must be specifically related to the implementation of project actions.

**General consumables / supplies** (as opposed to direct costs), such as telephone, communication costs, photocopies, office material, water, gas, etc. are deemed to be covered by the overheads category.

**Procedure:** Specify the procedure foreseen to contract by using for public bodies 'public procurement' and for private entities: 'direct treaty', 'open tendering procedure', 'multiple offers' 'framework contract'. Contracts must be awarded in accordance with Articles II.10 and II.11 of the General Conditions of the Model LIFE Grant Agreement and the beneficiary's internal rules (for as far as they comply with the aforementioned Articles)

**Description:** Provide a clear description of the type of consumable materials, linking it to the technical implementation of the project, e.g. 'raw materials for experiments action 2', 'stationery for dissemination products (deliverable 5)', etc.

### **Form F7 – Other costs**

**General:** Direct costs which do not fall in any other cost category should be placed here, i.e. Costs for bank charges borne by the Coordinating Beneficiary, conference fees, insurance costs (when these costs originate solely from the project implementation), etc

**Auditor costs (ONLY** for those beneficiaries requesting a Union Contribution of at least € 750,000) related to the auditing of the beneficiaries' financial reports should always be placed under this budget category.

**Costs for translation**, if needed, must always be reported in this category.

**Dissemination materials:** costs related to dissemination of information and reproduction (e.g. purchase or printing dissemination materials/products...)

**Costs for financial support to third parties**<sup>69</sup> should always be reported under this budget category and clearly labelled as such in the list of cost items. These costs relate to the financial assistance to entities outside the project partnership (e.g. local authorities, non-profit organisations) for the development of initiatives that contribute to the project's objectives. In order to be eligible, they shall be exhaustively listed in Annex II according to the conditions defined in Art. II.12 of the Model LIFE Grant Agreement and in the section 1.6.19 "*May I give financial support to third parties as part of a LIFE traditional project?*" provided above in this document.

The cost of a **bank guarantee, if required by the Contracting Authority, must always be reported in this category.** Please refer to Articles I.4.2 and I.4.9 of the Special Conditions and Article II.19.2 (e) of the General Conditions of the Model LIFE Grant Agreement and to the *Guide for the evaluation of LIFE project proposals 2020* for more information.

**Procedure:** Specify the procedure foreseen to contract by using for public bodies 'public procurement' and for private entities: 'direct treaty', 'open tendering procedure', 'multiple offers' 'framework contract'.. Contracts must be awarded in accordance with Articles II.10

---

<sup>69</sup> Maximum amount allocated to any third party involved may not exceed EUR 20,000 and the total amount of such costs overall may not exceed EUR 100,000 during the lifetime of the project.

and II.11 of the General Conditions of the Model LIFE Grant Agreement and the beneficiary's internal rules (for as far as they comply with the aforementioned Articles).

**Description:** Give a clear description of each item, linking it to the technical implementation of the project.

### **Form F8 – Overheads**

**Overhead amount:** Indicate the general indirect costs (overheads) for each beneficiary. Where an operating grant covers the entire usual activity of the beneficiary, the latter is not entitled to declare any eligible indirect costs under an action grant. Indeed, in that case the operating grant covers the entire overheads needed for the functioning of the beneficiary. Paying indirect costs under the action grant would therefore lead to double financing. Where the operating grant covers only part of the usual activity of the beneficiary, indirect costs under the LIFE action grant may be considered eligible if the beneficiary is able to demonstrate clearly that the operating grant does not cover any costs (including overheads) that may be claimed under the action grant.

To demonstrate this, the beneficiary must:

- a. use analytical cost accounting that allows to separate all costs (including overheads) attributable to the operating grant and the action grant. For that purpose the beneficiary must use reliable accounting codes and allocation keys ensuring that the allocation of the costs is done in a fair, objective and realistic way.
- b. record separately: all costs incurred for the operating grants (i.e. personnel, general running costs and other operating costs linked to the part of its usual annual activities), and all costs incurred for the action grants (including the actual indirect costs linked to the action)

In case a beneficiary would receive in future an operating grant (covering the indirect costs of the LIFE action grant) for (a part of) the duration of the project, the beneficiary is obliged to report this and introduce an amendment/correction of the budget tables (Forms F) before the end of the project, excluding the 'overheads' budgeted.

**Overheads** (also referred to as "indirect costs") are eligible at a flat rate, which will be fixed in the grant agreement as a percentage of the total eligible direct costs of each beneficiary, excluding long-term lease of land/one-off compensations for land use rights (and excluding the overheads themselves, since they are indirect costs). In accordance with Article II 19.3 of the General Conditions for the Model LIFE Grant Agreement this percentage may not exceed 7% for each of the beneficiaries. A blocking error message will be displayed in Report R1 and when validating the proposal if this rule is not observed.

Note that the column 'Total eligible direct costs excluding land related costs' is automatically filled in by the tool based on the costs entered in forms F1 to F7.

### **Form FC – Financial contributions**

This form describes the funding of the project by the beneficiary(ies) and / or co-financier(s), as well as the EU contribution requested per beneficiary.

Goods or services which are to be provided “**in kind**”, i.e. for which there is no cash-flow foreseen, are ineligible for EU co-financing and should not be included in the project's budget.

**Important:** The column 'Total costs of the actions in €' is automatically filled in by the application, based on the costs entered in forms F1-F8.

**Coordinating beneficiary contribution:** Specify the amount of financial contribution provided by the coordinating beneficiary. This amount cannot include any funding obtained from other public or private sources specifically earmarked for the project or for a part of it (which should be declared as other co-financing).

**Associated beneficiary contribution:** Indicate the financial contribution from each associated beneficiary. These amounts cannot include any funding obtained from other public or private sources specifically earmarked for the project or for a part of it (which should be declared as other co-financing).

**Amount of EU contribution requested:** Specify the amount of financial EU contribution requested by the coordinating beneficiary and each of the associated beneficiaries. This amount must be in accordance with Articles II.19 and II.25 of the General Conditions of the Model LIFE Grant Agreement.

**Amount of co-financing in €:** Indicate the financial contribution of each co-financier.

### 3.3 Stage 2 Reports

eProposal reports contain detailed financial calculations and they are generated automatically, based on the data entered in the technical and financial forms.

Only reports R1 – Budget – and R2 – Costs per Action – will be included in the .pdf version of the proposal generated by the eProposal tool. The other reports provide, however, practical financial information.

#### **Report R1 – Budget**

The form summarises the financial structure of the project, by providing a budget breakdown for the project and an overview of the financing plan.

#### **Reports R2 – Costs per Action, R2a – Costs per Beneficiary, R2b – Costs per Action per Beneficiary, R2c – Costs per Beneficiary per Action**

These forms are very useful in order to link technical outputs and costs.

#### **Report R3 – Profit rule per beneficiary**

This report verifies that none of the beneficiaries receives a share of the EU contribution exceeding the costs it will incur (see the no-profit rule in Article II.25.3 of the General Conditions of the Model LIFE Grant Agreement).

#### **Report R4 – Compliance with 2% rule**

This report shows whether the sum of the public bodies' contributions (as coordinating beneficiary and / or associated beneficiary) to the project budget exceeds (by at least 2%) the sum of the salary costs of their permanent staff charged to the project. If this is not the case, an error message will be displayed when validating the proposal.

### **3.4 Stage 2 Attachments**

**Attachment type:** Select from the drop-down menu.

**Attachment name:** Please ensure that the name is short (maximum 200 characters).

**Important:** the maximum size of each document attached is 2Mb

**Attach in this section the appropriate mandatory financial annexes, as explained in the document '*Guide for the evaluation of LIFE project proposals 2020*'. The templates of the 'Public body declaration', 'Simplified Financial Statement' and the LIFE Key project level indicators table are provided in the application package available on the LIFE web page.**



## 4. Checklist

### 4.1 Stage 1 Checklist

1. Is the applicant legally registered in the EU?
2. Have you checked whether your project fits with the requirements of a LIFE Environment and Resource Efficiency project?
3. Do all actions take place in the European territory of the EU (or are covered by the exceptions foreseen)?
4. Is your concept note completed in English?

### 4.2 Stage 2 Checklist

The questions below aim to help you check that your application is as well prepared as possible. Your answers should in all cases be "yes". However, the list of questions is not exhaustive and the questions do not provide all the detailed information necessary; please refer to the detailed information included in other sections of this document.

1. Have you checked whether your project fits with the requirements of a LIFE Environment and Resource Efficiency project?
2. In case your full proposal differs significantly from the concept note as far as major elements of the project are concerned did you list to changes and provided justification in Form A7.
3. Are forms A3, A4 and A6 signed and dated?
4. Is form B1 in English?
5. Have you included a safety margin at the end of the project to allow for unforeseen delays?
6. Is the applicant legally registered in the EU?

Have you included the mandatory annexes? **A) For coordinating beneficiaries that are not public bodies** : (1) annual balance sheet and profit and loss account, (2) audit report produced by an approved external auditor if the amount of the grant exceeds € 750,000, where it is available, and always in cases where a statutory audit is required by your national legislation. This report shall certify the accounts for the last available financial year. If such audit report is not available, the applicant shall provide a declaration on the validity of the accounts (template included with call package) signed by the authorised representative and certifying the validity of its accounts for the last available financial year (3) simplified financial statement. **B) public body declaration for coordinating beneficiaries that are public bodies.**

1. For each action, have you detailed the expected results as far as possible in quantitative terms?
2. Does your project integrate monitoring, evaluation and active dissemination of the project's results and lessons learnt (see definitions of "demonstration" and "pilot")?
3. Have you included a coherent package of communication and dissemination actions?
4. Have you included substantial activities - beyond the transfer of knowledge and networking - to ensure the continuation, replication and transfer of your solution?
5. Have you included indicators of your project impact during and 3 or 5 years after the project ends?
6. Is the project management team sufficient? Is an organigramme provided? Is project management well ensured (this often implies having a full time project coordinator)?
7. Have you excluded all actions that can be better financed by other EU funding programmes? In case of doubt, have you foreseen complementary actions or objectives?
8. Have you and your associated beneficiaries read the Model LIFE Grant Agreement in full?
9. Do all actions take place in the European territory of the EU (or are covered by the exceptions foreseen)?

## ANNEXES

### ANNEX 1: Calendar of the LIFE 2020 evaluation and selection procedure

Indicative date or period	Activity
14 July 2020	Deadline for applicants to submit concept notes to the Contracting Authority
October 2020	Notification to the applicants, shortlisted applicants invited to submit full proposal
February 2021	Deadline to submit full proposals
February 2021 to June 2021	Evaluation and revision of the proposals
July 2021	Signature of individual grant agreements
1 September 2021	Earliest possible starting date for the 2020 projects

## ANNEX 2: Important links

*General documents for all applicants:*

- [Regulation \(EU\) No 1293/2013 of the European Parliament and of the Council of 11 December 2013](#)
- [LIFE Multiannual Work Programme 2018-2020](#)
- Link to the [LIFE Communication](#)
- [Financial Regulation](#)

## ANNEX 3: eProposal tool

The eProposal tool allows applicants for LIFE "traditional" projects to create and submit proposal(s)/concept note(s) online. Only proposals/concept notes submitted through eProposal are eligible to be evaluated.

Please post exclusively IT questions/problems about eProposal to

<b>eProposal Help Desk:</b> <a href="mailto:env-clima-life-helpdesk@ec.europa.eu">env-clima-life-helpdesk@ec.europa.eu</a>
--

Please note that this Help Desk is **only for IT questions** related to the use of eProposal.

All other questions about LIFE should be addressed by reading the documents included in the application package and, in case of need, by contacting the LIFE National Contact Point.

If you cannot find any clarification there, you may also write to [easme-life@ec.europa.eu](mailto:easme-life@ec.europa.eu), the latest until 10 working days before the call closure.

After this date, EASME will endeavour to answer timely but cannot guarantee a response to your question.

To ensure equal treatment of applicants, EASME will not give a prior opinion on a work programme, an action or specific activities.

**Please note that if you registered on eProposal for the 2012-2019 LIFE Calls for proposals, you may continue to use the same user credentials to register, and may skip steps 1 and 2. You may however be requested to change the password.**

### **3.1 Step 1: Create your EU Login user ID and password (for all users)**

Access to eProposal Welcome Page is provided via the LIFE web page.

Please, connect to <https://webgate.ec.europa.eu/eproposalWeb>.



Please note that the eProposal tool can only be accessed through EU Login (the European Commission Authentication Service). Therefore you have to register in EU Login first and obtain a user ID and a password.

Once you have authenticated your identification, you do not have to re-enter your credentials (username and password) within the same browser session.

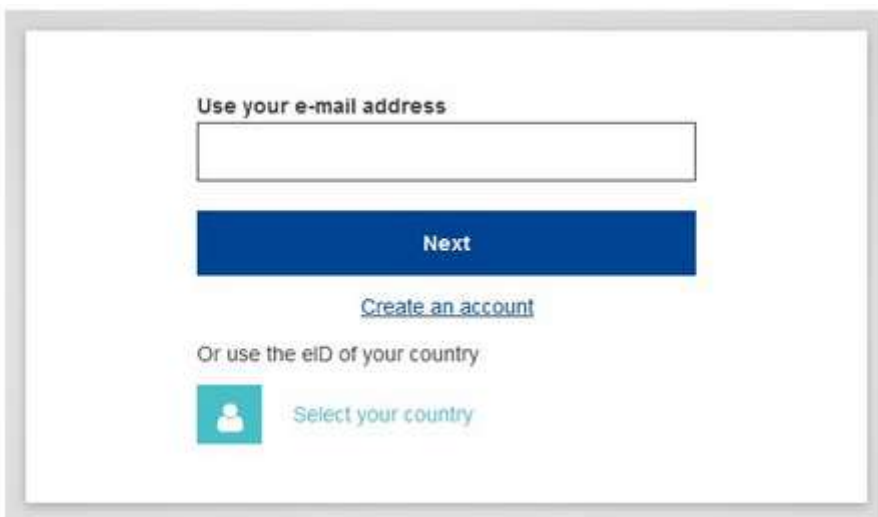
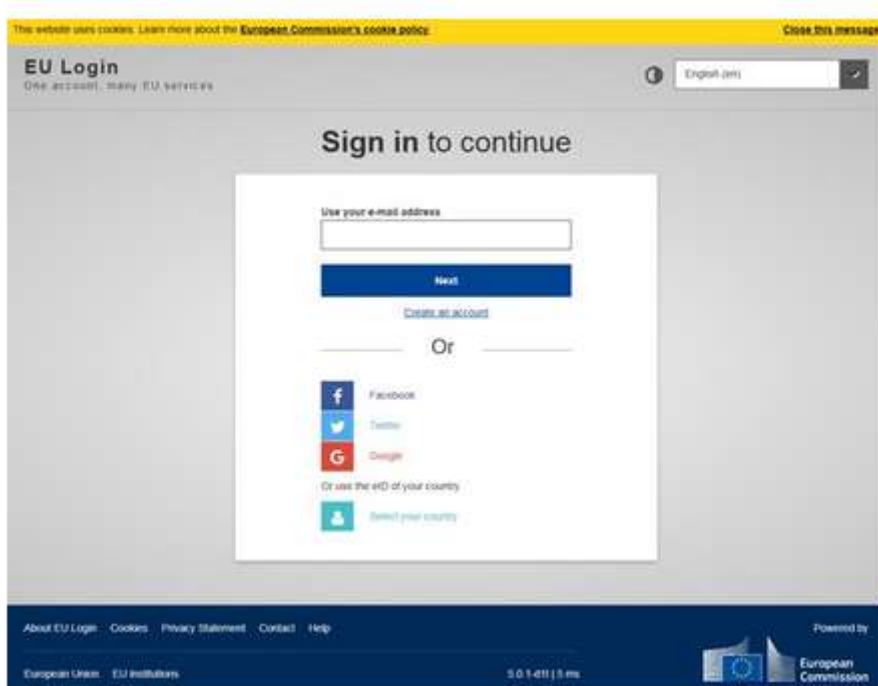
In the 'New user?' menu click 'Register':



### 3.1.1 EU Login create an account

Please provide the information required:

Note that your domain of connexion must be EXTERNAL



Once you have submitted this information, click on the 'Create an account' button. You should then get the confirmation message

# Welcome

[Sign in with a different e-mail address?](#)

Authentication method

Password

[Lost your password?](#)



### 3.1.2 EU Login Create your password

You will receive a confirmation message at the provided e-mail account from EU Login.

Note: it can take up to half an hour for the confirmation e-mail to arrive. If you do not receive this e-mail at all, please first check your SPAM folder before contacting the eProposal Help Desk.

**From the moment the e-mail was sent to you, you have 90 minutes  
to generate your EU Login password!**

In the confirmation e-mail received, click on 'this link'.

Define your password (minimum 10 characters, containing at least 1 capital letter and 1 digit or special character) and submit.

Once submitted, a confirmation message should appear:

You may change your password or ask for it to be reset in case you forget it. We recommend you keep safely the user ID / e-mail address and password you used to register for registration and login to eProposal (Step 2).

### 3.2 Step 2: Register as a user on eProposal (for all users)

Go to the LIFE eProposal Welcome Page



Click on the option 'Are you an applicant?'

## Are you an applicant?

Access eProposal to create/update/submit your proposal

Login

In the "Are you an applicant?" menu click 'Login'.

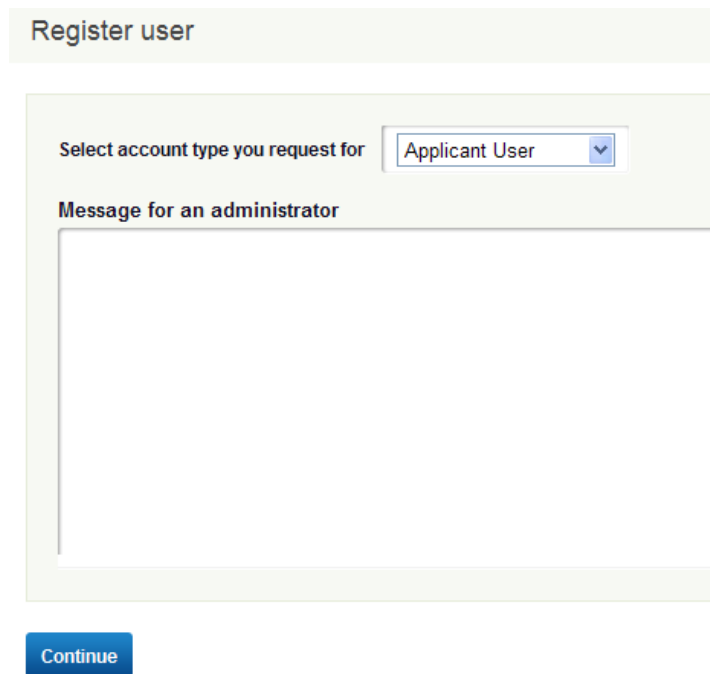
You will be redirected to this page:

The screenshot shows the EU Login interface. At the top left, it says "EU Login" with the tagline "One account, many EU services". On the top right, there is a "Where is ECAS?" button, an information icon, and a language dropdown menu set to "English (en)". The main heading reads "eproposalweb requires you to authenticate" followed by "Sign in to continue". The central white box contains a "Welcome back" message for user "verhagi (European Commission)". Below this is a link to "Sign in with a different e-mail address?". There is a "Password" input field with a "Lost your password?" link below it. A "Choose your verification method" dropdown menu is set to "Password". Below the dropdown is a monitor icon with a password field. At the bottom of the white box is a blue "Sign in" button. At the very bottom of the page, there is a banner that says "Easy, fast and secure: download the ECAS app" with icons for the App Store, Google Play, and Microsoft.

- (1) Check that the domain selected is 'External' (if not, please change it to 'External' by using the 'Change it' link and when asked 'Where are you from?', please specify 'Neither an institution nor a European body' + click on 'Select').
- (2) Enter your e-mail address and password (the one you created in Step 1).
- (3) Click on 'Login' button.

You are now in the LIFE eProposal tool.

Please select the **Applicant User** account type:



Register user

Select account type you request for

Message for an administrator

Continue

Then fill in the required information (compulsory fields are marked by a red asterisk \*), and click on the 'Save' button available at the bottom of the screen.

You will get the following confirmation message: 'Your user account has been created'.

Once you are registered as a user, you will also see in the list of proposals any proposal you created (or were invited to see) during this LIFE Call or the 2012-2019, LIFE calls.

### **3.3 Step 3: Create a proposal/concept note (to be done by coordinating applicant)**

**Proposals/Concept Notes may only be created in eProposal by registered users acting as "coordinating applicant", i.e. "the owner" of the proposal/concept note.**

The 'coordinating applicant' will become the 'coordinating beneficiary' should the proposal be selected for LIFE co-financing.

You may now create a LIFE project proposal/concept note by clicking the 'Create new proposal' button available at the bottom of the screen:

You will be requested to input basic information concerning your proposal/concept note, based on the selected LIFE priority area. This information remains editable once the proposal has been created.

For this purpose, you will be automatically redirected to technical form A1 (see below). Please note that you have to fill in both form A1 AND form A2 in order to create a new project proposal in the eProposal tool. The proposal will be then identifiable with the project acronym entered in technical form A1. The information already entered while registering as an applicant will be available under forms A1 and A2 for the proposal you have created.

Please note that for technical reasons it will not be possible to digitally 'recycle' proposals from the LIFE programme. You cannot generate a new 2020 proposal based on a LIFE proposal; you would need to download the old proposal and cut and paste the contents into the 2020 application forms.

### 3.3.1 Manage access rights (optional)

A LIFE proposal/concept note created in eProposal is linked by default to its owner: the user who created it.

The owner of the proposal/concept note may:

- view and / or edit the proposal/concept note;
- invite other users and grant them edit rights;
- submit the proposal/concept note.

#### Management of access rights

In order for the owner to manage access rights and for other users linked to the proposal/concept note to view access rights, you have to perform the following operations:

- (a) Select the proposal/concept note for which you want to give access rights to another user or invite an associated beneficiary;
- (b) Go to Proposal/concept note menu / Access rights part.

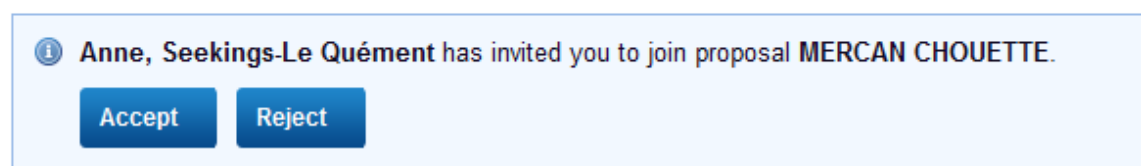
If only the owner is linked to the proposal, the screen will look like this



### Inviting another user (optional)

- (c) In order to **invite** another user, the owner of the proposal/concept note (the coordinating applicant) must specify the e-mail address of the person to be invited in the bottom field of the screen 'List of proposal users'. The person invited **MUST** have an account registered in eProposal.
- (d) If the invited user is already registered on eProposal:
  - The first and last names of this user will appear as '(Pending)' in the Access rights list of users.
  - An invitation message is received at the e-mail address entered by the invited user (when they registered to eProposal).
  - The user logs on to eProposal: on the top of the first screen, the invitation is visible. The user may accept or reject it.

### List of proposals



- If the invited user accepts the invitation, the proposal/concept note will appear in this user's list of proposals/concept notes, and the user will be able to view it straight away. The owner of the proposal/concept note may then grant this user editing rights

- (e) If the invited user is **NOT** yet registered on eProposal:
  - The first and last names of this user will appear as '(Pending)' in the Access rights list of users.

- An invitation message is received at the e-mail address of the invited user specified by the owner of the proposal. This message contains a link to register on EU Login (if needed, see Step 1) and another one to register on eProposal (see Step 2).
- The user logs on to eProposal: on the top of the first screen, both confirmation or registration and the invitation are visible. The user may accept or reject the invitation.

## List of proposals

✔ Your user account has been created

i **Anne, Seekings-Le Quément** has invited you to join proposal **MERCAN CHOUETTE**.
 

Accept
Reject

- If the invited user accepts it, the proposal will appear in this user's list of proposals, and the user will be able to view it straight away. The owner of the proposal may then grant to this user editing rights.

- (f) The owner of the proposal/concept note may invite as many users as wished, following the same steps.
- (g) If several users are linked to a proposal, the Access rights screen will look like this (for the owner of the proposal, for the other users linked to it, all squares will be greyed out):

**List of proposal users**  
Please find below the list of users linked to this proposal. Only the coordinating applicant can modify it, by clicking on the green squares to change a 'No' to 'Yes', or 'Yes' to 'No'

First name	Last name	Email	Owner	Can view	Can edit	Actions
Seekings-Le Quément	Anne	eproposal6@gmail.com	Yes	Yes	Yes	
ldgh	ghdgh	eproposal7@gmail.com	No	Yes	No	✘
(Pending)	(Pending)	eproposal.aom@gmail.com	No	No	No	✘

- (h) The owner of the proposal/concept note is always greyed out (at least one user must be owner of a proposal at all times).

User(s) who have accepted the invitation are listed and the squares in the columns 'Owner', 'Can view' and 'Can edit' are activated.

If the first and last names are still '(Pending)', it means that this (these) user(s) have not yet accepted the invitation.

The owner of the proposal may decide to **grant editing rights to other user(s) linked to that proposal/concept note**. The only condition is for the user to have accepted the invitation sent by the owner. This enables several users to work in parallel on the same project proposal.

To grant editing rights to a user, the owner must click on the 'No' square in the 'Can edit' column: it will then turn to **yes**. When that user next logs on to eProposal, s/he will be able to edit that proposal/concept note.

**Important:** If a user has been granted editing rights, s/he will be able to perform exactly the same actions as the coordinating beneficiary, i.e. modify, delete, add technical and financial data, etc. but will not be able to submit the proposal/concept note and invite other users. The switch between edit and view modes for an associated applicant can be performed as many times as needed / wished by the coordinating beneficiary.

### **Changing owner**

The user that has to become the owner must have already been invited to the proposal/concept note. To change owner, the (original) owner must click on the 'No' square in the 'Owner' column corresponding to the user that is to become the new owner: after a confirmation message, it will then turn to Yes. From that moment on the 'former' owner does not have the possibility to manage user rights anymore. When the 'new' owner next logs on to eProposal, s/he will be able to manage user rights for that proposal.

Any data that was already entered in the technical and/or financial forms for the coordinating applicant (e.g. in relation to actions for which the coordinating applicant is responsible, or for costs incurred by this applicant), will have to be manually edited so as to align them to the new set-up of the proposal.

### **3.3.2 Validating and Submitting a proposal**

*Please note that both steps are compulsory to ensure that the proposal/concept note is taken into consideration during the evaluation process!*

#### **Validation**

After completing the proposal/concept note, click on the 'Validate' button available on form A1. A number of pre-defined verifications will be launched throughout the entire proposal/concept note.

Validation error messages indicate missing or incorrect information. They block the submission of the proposal.

When the validation is performed without any blocking errors, you will receive the following confirmation message:

**General project information** Member country: SE | LR

Project title (max. 400 characters)  
must be in English: TEST LIFE CH

Project acronym (max. 20 characters)  
must contain the word LIFE: LIFE HAT CH

LIFE Programme priority area: Nature and Biodiversity

Sector:  Biodiversity  Nature

Expected start date: 1/10/2019

Expected end date: 30/09/2024

Language of the proposal: Italian (IT)

---

The project will be implemented in the following Member State(s) and Region(s) or other countries

Member State or other Country	Selected regions	Submit
IT - Italy	All regions	<input type="button" value="Add"/>



**i** Proposal has been successfully validated.

Please note that at this stage the proposal has NOT been submitted yet.

**i** Your proposal has been successfully validated but has NOT been submitted yet.


Upon successful validation of the proposal/concept note, eProposal will request the owner whether s/he wants to submit the proposal/concept note at that moment.

### Submission

Once the proposal/concept note is validated and before the submission deadline, the coordinating applicant (owner of the proposal/concept note) should submit the proposal/concept note by clicking on the 'Submit to Contracting Authority' button (this button becomes available on form A1 only after the proposal has been validated and no more blocking validation errors are identified).

After clicking on this button, you will receive the following message confirming that the proposal/concept note is successfully submitted:



 Proposal has been successfully submitted to Contracting Authority

The proposal/concept note can be modified, validated and (re)submitted as many times as needed until the submission deadline. Each subsequent submission overwrites the previously submitted version (earlier versions are not archived and are therefore not available anymore).

This submission deadline will only be extended in case of 'force majeure' or breakdown of the system and the new deadline (established in a way to compensate the down period) will be communicated on the LIFE website and eProposal welcome page immediately.

The proposal/concept note will be automatically forwarded to the Contracting Authority. National Authorities of the Member States in which beneficiaries are legally registered, may also view the proposal/concept note if the owner of the proposal ticks the button National authorities access (see description page 44).

Each submitted proposal/concept note is automatically attributed a unique project reference code that includes the year of the call, the LIFE priority area and a sequential 6 digits number. All technical, financial and reporting forms will bear this code (e.g. 'Proposals / **LIFE14 ENV/FI/000001 LIFE Water** / Financial Forms / **F1 – Direct personnel costs**'). This code will be referred to in all correspondence with the Contracting Authority during the selection procedure and during the project implementation, if the proposal is retained for LIFE co-financing. A proposal/concept note that has not been submitted yet does not carry a reference.

**Important:** proposals/concept notes submitted can be modified and re-submitted until the submission deadline is reached. Only the final submitted version of the proposals/concept note will be evaluated by the Contracting Authority.

**If you want your proposal to be taken into account under the evaluation process, please make sure that you click on the 'Submit to Contracting Authority' button prior to the submission deadline.**

The button 'Submit to Contracting Authority' will be deactivated at the submission deadline. **The Contracting Authority may not be held responsible for any problem caused by slow performance of the system or similar issues. Applicants should take the necessary steps to avoid "last minute" submissions.**

**Actively working in your proposal simultaneously with two or more user accounts or two or more same accounts may cause your proposal data to become corrupted and will impair the submission process.**

### **Post-submission Communication**

Once the submission deadline has passed, communication with applicants who have submitted a proposal/concept note will be solely through the proposal Mailbox.

Only the owners of proposals/concepts notes with status 'Received by Contracting Authority' (and later statuses) have access to this Mailbox.

#### **WHO CAN USE IT?**

- the applicant: to read messages sent by the Contracting Authority or its Consultant and to reply to these messages and to initiate new messages addressed to the Contracting Authority or its Consultant;
- the Contracting Authority or its Consultant: to send messages to any Applicant and to read Applicants' replies.
- National Authorities: to view correspondence for the proposals to which they have access (Applicant or Associated Beneficiaries established in their Member State).

#### **HOW DO I READ AND SEND MESSAGES?**

There are 2 options to access the messages:

- go to the List of proposals: if you have a new message for a particular proposal, the icon  becomes visible in the 'Unread' column; click on  it to access the mailbox directly

- if you have already opened a particular proposal/concept note, the "Mailbox" is available in the drop-down menu under 'Proposal'

These 2 options lead to the Thread list:

The proposal LIFE12 ENV/ES/000692 LIFE SMART FOREST has been submitted to NA on 26/09/2012 13:24:12 (Brussels time).

Create thread

Unread	Topic	Created at	Type	Phase	Status	Actions
1	Official letter	07/12/12 13:08	Rejection letter	Technical compliance check (SELTEC)	Open	
	New thread 1	07/12/12 11:29	Rejection letter	Technical compliance check (SELTEC)	Open	
1	Official EC letter	04/12/12 15:21	Rejection letter	Technical compliance check (SELTEC)	Open	

3 item(s) found

A thread groups all messages linked to the same 'Topic' (which is defined by the one who creates the thread), 'Phase' (the phase of the selection process to which this message is linked) and 'Type' (e.g.: rejection letter, question letter, instruction letter or 'Other').

Threads can be created and closed. Official threads (such as Rejection letter, Instructions letter, etc...) can only be created by the Contracting Authority. Applicants can create (and afterwards Close)

'Other' types of threads, using the button . The Contracting Authority and its Consultant can close any type of thread.

When clicking on icon  for a given thread, the Thread details appear:

Back

**Thread details**

Topic:

Phase:  Type:

Reply

**Thread messages** Collapse all Expand all

– 7 DÉC. 2012 09:37 / EUROPEAN COMMISSION / Nouveau message (voir pièce jointe)

**Message text:**

**Attachments:**

- [pièce jointe](#)

+ 4 DÉC. 2012 15:44 / APPLICANT / Please find official letter enclosed

+ 4 DÉC. 2012 15:31 / EUROPEAN COMMISSION / Please find official letter enclosed

This screen enables you to view all past correspondence (green colour is used for messages posted by applicants, blue colour for messages posted by the Contracting Authority and its consultant). The same colours appearing in a stronger shade indicate a new message, whereas a message in a lighter shade indicates that it has been marked as read.

All applicants have the possibility to define one or many new messages

by clicking the button **Create thread** .. This is also used to reply to messages previously sent to them (choosing the recipient: Contracting Authority or consultant and clicking on **Save** ; if necessary attachment(s) of 2MB maximum size each may be uploaded; please use only generic formats to ensure readability by other users).

By clicking on **Ready to send** the Applicant may see the message about to be sent and check its content and list of attachments. To send the new message click on **Send** . To continue editing the message click on **Not ready to send** .


### HOW WILL I BE ALERTED IF A NEW MESSAGE IS AVAILABLE?

Applicants will receive an e-mail notification message in the mailbox corresponding to the e-mail address indicated on form A2, informing that a new message is available in their Proposal Mailbox. We advise applicants to regularly check the Proposal Mailbox in eProposal as notification messages may sometimes not reach the recipient (e.g. filtered as SPAM, mailbox changed, mailbox full, etc.). Only coordinating applicants will receive notification messages.

### Withdrawal of a Proposal/Concept Note

The applicant (owner) retains the right to withdraw a proposal/concept note at any moment after submission. A withdrawn proposal/concept note will not be considered during the evaluation.


To withdraw a proposal/concept note:

- Find it in your list of proposals/concept notes;
- For that proposal/concept note, click on the Edit icon  in the corresponding Actions column;
- In the proposal/concept note menu, choose the Withdrawal form. There you will be able to detail the reason(s) why you need to withdraw your proposal/concept note (for instance: expected financing did not materialise), and to confirm the fact that you withdraw your proposal/concept note.
- If you click on 'OK' you will receive the following confirmation message:

The project will be implemented in the following Member State(s) and Region(s) or other countries

Member State or other Country	Selected region	Address
DE - Germany	Hamburg	
NL - Netherlands	All regions	
CH - China	All regions	
NO - Norway	All regions	
PL - Poland	All regions	



 Proposal has been successfully withdrawn.

## General rules

- It is recommended to use either Google Chrome or Firefox browsers .
- In order to enter data into the proposal, use the 'Edit' mode; a 'View' mode is also available and you can switch from one mode to the other at any time during preparation of your proposal;
- You may introduce the information either directly into the textboxes or you may copy and paste information in simple text format; note that for security reasons, a text copied and pasted from a Word document or an html page may not be accepted entirely and cause issue to the eProposal system, therefore simple, basic text editors such as Notepad suit better for this purpose;
- **Always click on the 'Save' button before switching to another form;**
- All fields allow introducing a limited number of characters – these limits are clearly displayed. Please note that in order to ensure that the text input in large text fields can be printed in the pdf extract, only the following formatting may be used: bold, italics, underlined. Only simple lists (simple enumerations 1,2,3, A, B,C etc; or bullet points) will appear correctly. If you need to insert tables, do not do so in text fields: please use the Add picture(s) functionality available at the end of most forms;
- Fields marked with a red asterisk \* are related to obligatory information and must be filled in; when validating the proposal, error messages will be displayed if mandatory fields have been left empty;
- The data between various technical and financial forms are intrinsically connected, this is why as a matter of principle the information will be introduced manually only once and then automatically transferred to other relevant forms across the application;
- Disabled fields cannot be filled in manually since the respective information will be extracted and/or calculated automatically from other forms;
- You will be allowed to insert objects (such as maps, graphs, tables, photos) in certain forms where the "Maps", "Pictures" or "Declaration" headings appear; you may only use png, jpg, tif, gif, bmp formats; the maximum size accepted is 2MB;
- Enter all dates in DD/MM/YYYY format or use the calendar functionality where available;
- At any stage, you may view your concept note / proposal as a pdf document, by clicking the 'Request pdf' button available in the Proposal exports and Attachments sections of eProposal. Once the pdf version of your proposal has been created, you will receive an e-mail which will allow you to download it straight away, or to do so from the Proposal exports and Attachments sections of eProposal (remember to 'refresh' the page, press key F5);
- You may extract the content of your proposal in order to work off-line:
  - o B and C forms to an editable Word document, by clicking on the 'Download working copy' button available in the Proposal exports section;
  - o Financial forms and reports to an editable Excel document, by clicking on the 'Financial data export' button available in the Proposal exports and Attachments sections;
  - o Please note that these are only working documents to be used to prepare input in eProposal forms and fields. It is not possible to automatically transfer the Word text or the Excel data back into eProposal.

- All the content of a proposal can be edited / viewed using the Proposal menu available at the top of the screen:

